



# National Aged Care Design Principles and Guidelines



# National Aged Care Design Principles and Guidelines

July 2024

## Copyright

© 2024 Commonwealth of Australia as represented by the Department of Health and Aged Care

This work is copyright. You may copy, print, download, display and reproduce the whole or part of this work in unaltered form for your own personal use or, if you are part of an organisation, for internal use within your organisation, but only if you or your organisation:

- (a) do not use the copy or reproduction for any commercial purpose; and
- (b) retain this copyright notice and all disclaimer notices as part of that copy or reproduction.

Apart from rights as permitted by the Copyright Act 1968 (Cth) or allowed by this copyright notice, all other rights are reserved, including (but not limited to) all commercial rights.

Requests and inquiries concerning reproduction and other rights to use are to be sent to the Communication Branch, Department of Health and Aged Care, GPO Box 9848, Canberra ACT 2601, or via email to [copyright@health.gov.au](mailto:copyright@health.gov.au)



Australian Government  
Department of Health  
and Aged Care



UNIVERSITY  
OF WOLLONGONG  
AUSTRALIA

## Consortium

The development of the National Design Principles and Guidelines has been undertaken by a consortium comprising: the University of Wollongong; Constructive Dialogue Architects; Dementia Training Australia; Dementia Australia; and the Sustainable Buildings Research Centre (SBRC), University of Wollongong.

Project Team: Nick Seemann, Liz Fuggle, David Week, Anita Westera, Darcy Morris, Carol Loggie, Cristina Thompson, Pam Grootemaat, David Fildes, Rachel Rowe, Sally Lambourne, Jackie Hayes, Karen Cmiel, Daniel Daly, Timothy McCarthy, Paul Cooper, Belinda Goodenough, and Robert Gordon

Design Principle Illustrations:  
Samantha Donnelly

Graphic design: Jeremy Austen,  
Austen Kaupe

This project has been funded by the Australian Government Department of Health and Aged Care.

## Acknowledgments

The project team would like to thank the many stakeholders who participated in the consultation process for their time and valuable insights.

We gratefully acknowledge members of the Accommodation Design Reform Team at the Australian Government Department of Health and Aged Care for their contribution to, and guidance throughout this project. The project team thank Stephen Judd, Karen Borg, Richard Fleming, Steve Teulan, Wendy Hubbard, Daniel Jameson, and Michael Lockwood for input and advice throughout the project. We are very appreciative of the input of Dementia Support Australia into the development of the persona characters and scenarios.

## A comment about language

Through this report we have endeavoured to use language that is accurate, respectful, inclusive, empowering and non-stigmatising in line with recommendations from Dementia Australia<sup>1</sup> and in consideration of other commentary on language.<sup>2</sup> We regret any use of language that does not meet this standard or causes offence, whether written by the authors, captured through interview quotes, or included in evidence review citations.

### Suggested citation

Seemann N, Fuggle L, Week D, Westera A, Morris D, Loggie C, Thompson C, Fildes D, Grootemaat P, Lambourne S, Goodenough B, and Gordon R (2024) National Aged Care Design Principles and Guidelines, Commonwealth of Australia, Department of Health and Aged Care

# Contents

## Introduction

Overview	2
Background and Development	3
Structure	4
Application	5
Personas	6
The Principles and Guidelines at a Glance	8

## Principles and Guidelines

<b>Design Principle 1</b> Enable the Person	9
<b>Design Principle 2</b> Cultivate a Home	37
<b>Design Principle 3</b> Access the Outdoors	65
<b>Design Principle 4</b> Connect with Community	81

Glossary	94
Photo Credits	95
References	96

## Appendices

Environmental Sustainability	107
Enabling Technology	109
Infection Prevention and Control (IPC)	110
Wayfinding Signage	115



# Introduction

---

## Overview

---

The National Aged Care Design Principles and Guidelines presented in this document have been developed to improve quality of life for older people through thoughtful design.

---

The Design Principles and Guidelines provide a comprehensive, evidence-based resource to promote the design of aged care accommodation and support the delivery of high quality, safe, respectful and dignified care.<sup>3</sup> They have been designed for a broad range of individuals and groups with a stake in residential aged care services. This includes older Australians, their families, and advocates; aged care accommodation providers and the design professionals they engage to build or renew their aged care homes; health care professionals and staff delivering services to residents; and regulators and policymakers across government. They are structured to support easy navigation across core considerations for aged care environments, and include design checklists and links to supporting evidence.

The Design Principles and Guidelines are compatible with and complement the Aged Care Quality Standards. They aim to support the development of safe and comfortable environments that promote residents' independence, function and enjoyment.<sup>4</sup> Simultaneously, they aim to support development of safe workplaces for staff to provide high quality personal and clinical care. They are underpinned by international principles that recognise the intrinsic value of older people and their right to independence, participation, care, self-fulfilment and dignity.<sup>5</sup> The Design Principles and Guidelines reflect a continuation of the shift away from institutional models of care.

---

## Background and Development

---

The National Aged Care Design Principles and Guidelines build on an existing evidence base and reflect internationally recognised approaches to designing environments for older people.

---

These Design Principles and Guidelines build on research undertaken over several decades. In particular, the work of recognised dementia design experts including Richard Fleming and Kirsty Bennett,<sup>6,7,8</sup> Mary Marshall,<sup>9,10</sup> and Margaret Calkins<sup>11</sup> has been significant in their development.

The principles of environmental design for dementia developed in the 1980s and 90s remains important and relevant, and has significantly influenced the development of the Design Principles and Guidelines. The relevance of this previous work in current best practice is widely recognised. There is also increasing recognition that this work is not only relevant to support people with dementia, but also benefits others with age-related health and care needs.

The Design Principles and Guidelines seek to address the aspirations of residents and families, while also considering residents' changing clinical profile: currently half of all residents are living with dementia,<sup>12</sup> and half require assistance with mobility.<sup>13</sup> They also seek to address staff needs (work health and safety regulations), balancing scale and available resources. The Principles and Guidelines also incorporate elements of trauma-informed design in recognition that aged care homes may be re-traumatising for individuals who have experienced trauma in institutional settings.

The Design Principles and Guidelines are based on a rigorous review of literature,<sup>14</sup> and extensive consultation with older Australians,

their families and carers, peak bodies, aged care providers, architects, health and care professionals, and technical experts.<sup>15,16</sup> Academic research is used throughout alongside expert opinion.

A consistent theme emerging in the development has been the importance of recognising that a home reflects people's needs and aspirations, an approach consistent with the United Nations Convention on the Rights of Persons with Disabilities.<sup>17,18</sup> For this reason, these Design Principles and Guidelines should be a living document able to respond to the changing evidence, and societal and cultural expectations and aspirations.

---

## Structure

The Design Principles and Guidelines are structured to support easy navigation across core design considerations for aged care homes and include design checklists and links to supporting evidence.

### Principles

The four Principles seek to address design for all people living and working in residential aged care, incorporate learnings from the COVID-19 pandemic, and facilitate stronger alignment between models of care and design. Each principle responds to an identified design challenge within aged care accommodation and is built around promoting the rights of residents, valuing care staff, and encouraging positive relationships between residents, families and staff.

The Principles follow a logic starting with the experience of the individual in their immediate environment (Principle 1), extending to their broader living environment (Principle 2), engagement with the outdoors (Principle 3) and finally with the broader community (Principle 4). Each Principle states an overarching objective, followed by a series of Guidelines that support social and care outcomes or events.

### Guidelines

Each Principle comprises a set of Guidelines that focus on a particular design challenge, providing an overview of key concerns and potential solutions. Each Guideline includes a checklist of potential practical changes that may be adopted and is supported by an evidence-based rationale and scenario illustrating examples of benefits of implementing each Guideline.

#### Principle 1 - Enable the Person

To support people living in a place that maintains their health, wellbeing and sense of identity.

#### Principle 2 - Cultivate a Home

To create a familiar environment in which people have privacy, control and feel they belong.

#### Principle 3 - Access the Outdoors

To support people seeing, accessing and spending time outdoors in contact with nature.

#### Principle 4 - Connect with Community

To encourage people to connect with family, friends and community, continuing to participate in meaningful activities.

## Application

The Design Principles and Guidelines allow for a variety of design approaches and responses to meet the different circumstances of aged care homes and their residents. Their application should occur collaboratively, with consideration of several key issues.

The Design Principles and Guidelines support co-design through the participation of all stakeholders (residents, families, staff and management).<sup>19</sup> Co-design helps ensure that a shared vision is developed and that design approaches and responses are suitably adapted for local contexts. The aim of the Design Principles and Guidelines is to ensure they can be implemented flexibly and applied to the many diverse social, cultural and geographical contexts in which aged care homes operate. The Design Principles and Guidelines are relevant for minor and major refurbishments as well as the construction of new aged care homes.

Cultural diversity, supporting workforce, environmental sustainability, infection prevention and control, and the use of enabling technology are important considerations in any aged care development project. They have relevance to each of the Principles and Guidelines. Where a Checklist item relates to one of these issues, it is accompanied by the symbol shown below. Additional information in relation to the latter three is also provided in Appendix 1 to Appendix 3 respectively.

It is important to highlight that the Design Guidelines do not attempt to repeat information regulated elsewhere, such as the fire suppression provisions under the National Construction Code (NCC), food safety guidance for kitchen design in state-based Food Safety Acts, or manual handling supports regulated under work health and safety legislation. However, they have been written with a view to easily harmonising with those regulations,

such as consistency with Class 9c provisions in the NCC.

Similarly, it is important to highlight the connections between the Design Principles and Guidelines and the guidance provided for other aged care services such as Multi-Purpose Services<sup>20</sup> and the National Aboriginal and Torres Strait Islander Flexible Aged Care Program.<sup>21</sup> However, there are correlations between all services providing residential aged care and a need to harmonise these Design Principles and Guidelines with the guidance provided for other services.

It is recommended that the Design Principles and Guidelines be reviewed periodically and updated to ensure they respond to changing evidence and societal and cultural expectations and aspirations.

#### Key to Checklist Symbols



Cultural diversity



Supporting care delivery



Environmental sustainability



Infection prevention and control



Enabling technology

# Personas

---

The Guidelines include fictional personas to help bridge the gap between an abstract understanding of the Guideline and the lived experience of residents and staff. These personas aim to help the reader understand different users' needs, experiences, behaviour, and goals.

---

## The six personas



**Anne**, resident, 96

Anne is from regional Victoria and used to work as a florist. Anne loves handicrafts, flowers, and the Scottish culture of her mother. Anne is not independently mobile and has difficulty with verbal communication and swallowing. She spends much of her time in her room.



**Bianca**, resident, 85

Bianca migrated to Australia from Naples, Italy as a teenager. She loves bushwalking, nature, and dogs. Bianca has macular degeneration and a diagnosis of dementia with Lewy Bodies, which increase her risk of falling. She is always keen to go outside.



**Charlie**, resident, 76

Charlie is originally from Hong Kong. He emigrated when he was in his twenties with his wife and baby son. He is living with frontotemporal dementia and has a hearing impairment. Working in a restaurant, Charlie was an early riser, he continues to get up early and look for things to do.



**Dave**, care worker, 52

He has worked as a carer for 12 years. Dave used to be a mechanic, but had a career change after caring for his mum who lived with dementia. He loves cooking and listening to music.



**Eleesha**, care worker, 26

Eleesha is a registered nurse in training, originally from the Philippines. She has worked in aged care for 18 months. She has a four-year-old child. Eleesha previously cared for her grandmother at home.

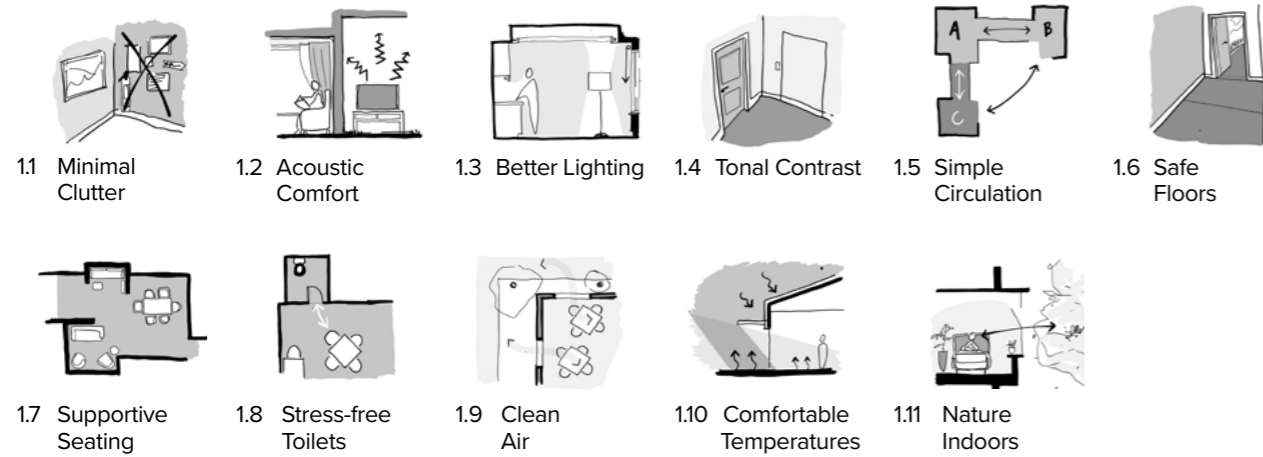


**Francine**, aged care home manager, 48


Francine is from Sri Lanka and is in charge of operations, care and minor building works. She has been in the role for five months. She trained as a nurse and has three children.

# The Principles and Guidelines at a Glance

## Principle 1 Enable the Person



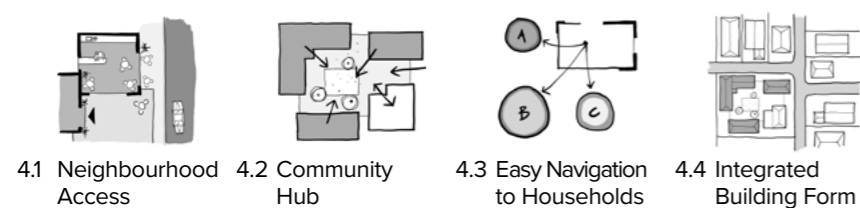
## Principle 2 Cultivate a Home



## Principle 3 Access the Outdoors



## Principle 4 Connect with Community



## Design Principle 1

# Enable the Person



## Objective

To support people living in a place that maintains their health, wellbeing and sense of identity

## Guidelines

- 1.1 Minimal Clutter
- 1.2 Acoustic Comfort
- 1.3 Better Lighting
- 1.4 Tonal Contrast
- 1.5 Simple Circulation
- 1.6 Safe Floors
- 1.7 Supportive Seating
- 1.8 Stress-free Toilets
- 1.9 Clean Air
- 1.10 Comfortable Temperatures
- 1.11 Nature Indoors



## Principle 1

### Situation

People move into residential care because their increasing health and care needs mean they can no longer remain living at home. Aged care homes can be challenging for residents due to sensory stimulations (noise, temperature, smells) as well as unfamiliar items (equipment, clinical features) and layouts.

Thoughtful environmental design can however reduce the impact of changing mobility, cognition, continence and frailty that residents may experience, and support their physical, cognitive and psychosocial well-being.

### Desired Outcomes

This set of Guidelines applies to all areas in an aged care home, including resident areas within households, access routes to households, and community areas.

The Guidelines build on existing regulatory requirements to more fully address the needs of residents in aged care homes. They include design attributes that are known to support good health, orientation, continence, mobility, participation and meaning for older people.

The aim is to create an environment that is familiar to and supportive of residents, and can adapt to meet their changing needs over time.

**Before** The noise, clutter and busyness of the nurses' station, signage clutter and lack of orientation increases confusion and stress of residents



## Principle 1

### Guidelines

- 1.1 Minimal Clutter
- 1.2 Acoustic Comfort
- 1.3 Better Lighting
- 1.4 Tonal Contrast
- 1.5 Simple Circulation
- 1.6 Safe Floors
- 1.7 Supportive Seating
- 1.8 Stress-free Toilets
- 1.9 Clean Air
- 1.10 Comfortable Temperatures
- 1.11 Nature Indoors

The Guidelines include design features that range from simple, low-cost changes that can be introduced to existing buildings to more substantial features that better suit new buildings. The Guidelines associated with Principle 1 require little additional cost if incorporated during the design of a new building. They are also the easiest to apply retrospectively to existing buildings.

Some suggestions require changes to organisational practices (decluttering programs), some can be achieved without construction work (upgrading furniture), and some may be achieved through routine maintenance programs (renewing flooring). Consultation with staff and ongoing staff training is critical to the success of these guidelines.

**After** The same setting changed to be a more comfortable, peaceful, and less institutional environment with the nurses' station removed and basin area discreet, prompting more social activity



## Guideline 1.1

## Minimal Clutter

Resident areas are uncluttered

## Scenario

Visual and physical clutter can be distracting and hazardous for older people, and for staff working in aged care.



**Bianca** is living with macular degeneration which limits her vision considerably. The many posters and notices are distracting and disconcerting. Her fear of falling is made worse by the lifters and trolleys in the corridor which she sometimes bumps into. The hall is so busy with people and things that she is exhausted often just getting from her bedroom to the dining room.



**Francine** understands that equipment is often left in the corridors by staff due to the lack of storage. She finds it difficult to balance the regulatory requirements regarding notices and equipment while at the same time providing a relaxed, homelike atmosphere for residents.

## Rationale

**Why is this important?** Many people experience sensory overload and physical challenges when presented with busy, cluttered and/or noisy environments, and this can increase as health and care needs change.<sup>22</sup> People living with dementia can be particularly susceptible to experiencing disorientation, agitation and confusion in such circumstances.<sup>23</sup>





**What makes a difference?** There are a range of simple changes that can be introduced to decrease risk of physical or cognitive stress, including reducing clutter and unnecessary signage/notices from living areas, and providing adequate and accessible storage space for routinely used aids and equipment. Walls and flooring should be relatively plain in terms of patterns and designs to support residents to understand their environment and prevent potential hazards. Avoid branding, lines or signage on floors, contrasting floor wastes and access panels, and realistic prints on floors and walls.<sup>24,25,26</sup> Hand basins in hallways should be recessed to decrease visual and physical impact, while also facilitating ready access to support infection control.<sup>27,28</sup> Options may also include discreet washbasin cabinets using push-catch opening mechanisms. Avoid mirrors in common areas to reduce the risk of them being misinterpreted or adding to visual clutter.

## Guideline

Minimise visual clutter. Think through the core purpose of each room or outdoor area from a resident perspective, and remove or discreetly store anything that does not reinforce this purpose. For items in resident areas ask, 'Would I have this in my own home?'



## Checklist

- 1 Provide generous, discreet storage for clinical equipment and personal protective equipment close to where it is needed 
- 2 Check regularly that corridors are free of equipment 
- 3 Limit use of signage, notices, staff call indicator panels, and CCTV monitors in resident spaces while ensuring regulatory and safety requirements are still met
- 4 Where legislatively necessary, mount signage as discreetly as possible
- 5 Avoid patterns on floors, walls, and seating, limiting pattern use to loose items like cushions, artwork, or throws which can be more easily removed 
- 6 Avoid murals such as bookcases, nature, or street scenes, and mirrors in common spaces
- 7 Ensure doors and door frames leading to staff-only areas, or locked doors are discreet, blending with adjacent walls
- 8 Rather than signage, create landmarks with familiar objects and artwork to support wayfinding 

## Outcomes



After consultation with families, all notices were compiled into a digital pack for visitors, and a duplicate paper set held in the reception area. Staff now receive notices by SMS on a work device and on their notice board in the staff rooms. All the stores were overhauled, with damaged and out of date items thrown out. This freed up some additional space to store some hoists nearer to bedrooms where they are needed. **Bianca** feels more confident moving in the hall. There is less information for her to process or things to bump into. **Francine** feels more confident that information being given out is current and both agree that the corridor looks nice and tidy.

## Guideline 1.2

## Acoustic Comfort

Unwanted sound (noise) has been removed from resident areas

## Scenario

Noisy environments inhibit clear communication and can increase confusion and disorientation.



**Charlie** is living with frontotemporal dementia and has a hearing impairment. He is particularly affected by noise. He finds it hard to relax in busy and noisy environments like the dining room during mealtimes. The dining room is quite large and busy. Charlie finds the noise of the plates, the doors banging, and constant chatter almost unbearable.



**Dave** is aware of the distress experienced by Charlie during mealtimes in the dining room, but has been unable to find an alternative place to eat.

## Rationale

**Why is this important?** Most older people have some degree of impaired hearing affecting their communication and may have hypersensitivity to some noises.<sup>29</sup> Noise is a known predictor of confusion, agitation and distress for people living with dementia. It reduces their ability to comprehend conversations or instructions directed at them, or make sense of their environment.<sup>30,31,32,33,34,35,36,37</sup> Isolation is a major problem for aged care residents and distracting noise can inhibit conversations or understanding instructions. Mobility and communication challenges make it harder for a person to control their living space and move to quieter areas.<sup>38,39</sup> A noisy environment can also impact on the ability of staff and visiting health professionals to accurately assess resident needs.



**What makes a difference?** Lower noise levels can reduce the experience of pain, reduce use of medication, and improve resident and staff wellbeing,<sup>40</sup> and support people sleeping, communicating, and engaging better.<sup>41</sup> Reducing the noise level of phones, call systems, alarms, televisions, and groups of people will help.<sup>42</sup> Choice of materials can improve acoustics, with carpet more effective than hard flooring. Acoustically isolate commercial kitchens, delivery areas and back of house spaces from residential areas.

## Guideline

Improve the acoustic environment using strategies of noise elimination (by replacing or dampening noisy equipment, doors, alarm systems), separation (especially between bedrooms and quiet rooms), and absorption (using carpet, curtains and other soft furnishings).



## Checklist

- 1 Establish procedures to reduce noise caused by institutional tasks, such as separating commercial kitchens from resident living areas. 
- 2 Audit background noise and reverberation times in each resident area annually
- 3 Aim for 35dB(A) in bedrooms, 40dB(A) in common areas and 45dB(A) elsewhere
- 4 Aim for a reverberation time of < 1sec in common areas, < 0.5sec in sleeping areas, and < 0.8sec in corridors
- 5 Aim for acoustic separation of Rw/STC 50 between bedrooms
- 6 Where possible, reduce reverberation with carpets and soft furnishings
- 7 Ensure alarm and nurse call systems are silent to residents, staff and visitors 
- 8 Avoid installation of doors that close loudly or otherwise use dampeners
- 9 Provide a separate room close to main living areas, where people can make noise or retreat from a noisier space

## Outcomes



**Dave** measured the sound levels using a free phone app. He highlighted high levels to **Francine** who then organised professional readings. The noise level was reaching 70dB(A) during mealtimes. Curtains and acoustic sheers were fitted in the dining room and dampeners were fitted to the cupboard doors that were often banging. Heat resistant pads were put under crockery to reduce noise. Staff became more aware of noise being a problem and made a lot of effort to keep their own noise to a minimum. All these things made a difference to **Charlie** and others in the room, who didn't need to speak so loudly to be heard. Dave also suggested they sometimes eat in the garden, and that has also helped Charlie relax.

## Guideline 1.3

## Better Lighting

Lighting designed to suit older eyes, balancing the need for more light with issues of glare and personal control

## Scenario

Lights need to be brighter for older eyes.



As **Bianca's** macular degeneration progresses, her vision has become worse, reducing her confidence. She's less able to see people's faces. She's not sure if they are smiling at her. She used to be always telling jokes and teasing people, but now she finds it harder to be spontaneous.



**Eleesha** thinks like Bianca is a quiet lady who keeps to herself. She assumes she's always been like that.


## Rationale

**Why is this important?** Vision is fundamental to enable people to move around easily, participate in daily activities, communicate with others and engage in social settings.<sup>43</sup> Vision depends on light levels, surfaces, eye health, and cognitive processing. Most aged care homes conform to codes written for younger eyes, resulting in poor lighting for older people.<sup>44,45</sup> Our eyesight deteriorates as we age, becoming more blurred, more sensitive to changes in lighting, and weaker as less light reaches the retina. Dementia can affect visual processing.<sup>46,47,48</sup> Poor vision increases risk of falls,<sup>49</sup> even more so for people living with dementia.<sup>50</sup> An older person also requires significantly more light for the same circadian response as a younger person,<sup>51,52</sup> affecting sleep, wakefulness, and mood.<sup>53,54,55,56</sup> Staff need good lighting when undertaking clinical assessment.<sup>57</sup>





**What makes a difference?** Assessment of lighting is a good first step to support care.<sup>58,59</sup> Light levels, luminaire design, and light quality all make a difference. Double the normal levels of ambient light are recommended,<sup>60</sup> with higher task lighting to support specific activities and light fittings selected to minimise glare. Daylight provides high levels of light for regulating circadian rhythms (min. 6000 lux-hours/day is recommended). Window furnishings should address glare. Outdoor lighting is needed to support evening activities.

## Guideline

Ensure that the general light levels are designed for older people, glare is controlled, and lighting can be reduced at night-time. Provide task-lighting in activity-based areas. Use daylight as much as possible. Enable residents to control lighting, reinforcing autonomy. Use high performance commercial fittings, coupled with domestic-style lighting to ensure a domestic appearance is maintained.



## Checklist

- ① Ensure curtains in living rooms are wide open each morning and shut in the evening
- ② Provide good-sized windows in all living spaces and bedrooms, considering clerestory or forms of skylights where windows are distant 
- ③ Aim for bright ambient light levels of around 300 lux, with reduced evening settings 
- ④ Aim for lighting of task areas such as tables, inside wardrobes, over toilets and washbasins to be 500 lux 
- ⑤ Use matte finishes and shield strong light sources to reflect light off walls and ceilings, avoiding strong shadows
- ⑥ Choose artificial lighting with a high colour rendering index (CRI of > 85) and a warm light (< 3300K)
- ⑦ Consider dimmers and lamp placement to allow light levels to suit time of day
- ⑧ Ensure that any lighting on movement sensors does not dim suddenly or switch off entirely 

## Outcomes



The lighting in the corridor and main living space has been increased to almost double the level it was. **Eleesha**, who is 26, feels like it is very bright. But **Bianca** is so much more confident in the space.

Bianca goes right up to Eleesha and takes her hands, telling her how pretty her top is today.

## Guideline 1.4

# Tonal Contrast

Interior design supports objects being easier to see

### Scenario

Strong tonal contrast makes it easier for people with poorer vision to see and engage more confidently.



**Bianca** has visual disturbances which make it hard for her to make sense of what she is seeing. In her bathroom she sees a hole in the floor. This is frightening for her.



**Eleesha** understands that Bianca is misinterpreting the floor drain as a hole. Bianca's bathroom has light-coloured floor and walls. The toilet is white too. The floor drain appears dark in colour. This is the strongest shape in the area. She tries to persuade her that it is just the drain, but Bianca is not convinced.

### Rationale

**Why is this important?** People with poor vision rely on tonal contrast and good lighting to see and use items. Rather than using a specific hue (such as orange) to make an item visible, it is helpful to choose the right combination of tones, or light reflectance value (LRV). A light plate on a dark table is more visible than a red plate on a blue table, if the red and blue have the same tonal value. There is limited evidence that specific colours improve the mood of people.<sup>61</sup> However, older eyes do have a greater challenge with colour differentiation.

In aged care homes, interior design often focuses on aesthetics and less on the effect it has on vision or perception. Problem areas can include contrasting borders or patterned flooring, lack of contrast between walls and floors, use of contrasting items that may appear to be objects, and lack of contrast between furniture and surroundings. Brighter lighting and higher tonal contrast in dining rooms has been associated with residents feeling less agitated, encouraging them to eat meals in shared dining spaces.<sup>62</sup>

**What makes a difference?** Tonal contrast is essential between critical surfaces (walls, floors and ceilings) and also between special fixtures (such as sanitaryware or light switches) against their background. Contrasting toilet seats have been widely applied within the industry to improve the visual environment.<sup>63</sup>

## Guideline

Use contrasting tones to clarify key surfaces in a room, such as walls and floors. Further highlight fixtures to which residents should have access, such as seating, light switches, and bedroom doors. Avoid the use of reflective surfaces which confuse perception of the material. Use low contrast to hide or minimise objects that should not stand out, such as staff doors, changes in flooring material, and door thresholds.



### Checklist

- 1 Contrast key elements with their background by > 30 LRV (eg toilets, bedroom doors and crockery)
- 2 Contrast seating with flooring by > 20 LRV
- 3 Contrast the bottom edge of walls with flooring by > 30 LRV (commonly achieved using a white skirting)
- 4 Balance the need for tonal contrast with the need to create a domestic and familiar appearance
- 5 Avoid using reflective surfaces such as stainless steel
- 6 Consider cultural impact of the use of colour
- 7 Ensure the toilet seat is a contrasting tone to the pan

Note: Many manufacturers provide LRVs of their products to assist with achieving good tonal contrast. Using a monochrome filter on a smartphone camera can also help identify relative tonal contrast of elements.

### Outcomes



**Eleesha** raised safety concerns with management and campaigned for the flooring in the bathroom to be changed to a darker colour, contrasting with the pan, but similar to the floor drain. **Francine** investigated the issues and a grey toilet seat was fitted to better highlight the edge of the toilet. Now the main thing **Bianca** sees when she enters the bathroom is the toilet itself, clearly highlighted against the floor and the walls. Her eye isn't drawn to the drain because it is less pronounced.

## Guideline 1.5 Simple Circulation

Simple layouts make it easy for people to find their way

### Scenario

Complex circulation pathways are difficult to navigate.



**Charlie** likes to know where he is and can become lost easily. He is frustrated in the unit as there are several corridors of similar colour and style. He ends up in places he doesn't recognise and cannot find his way back.



**Dave** spends considerable time throughout the day redirecting Charlie to where he wants to go. Sometimes Charlie is frustrated or irritated when Dave finds him, sometimes in someone else's room or trying to get out a fire exit.

### Rationale

**Why is this important?** Around half of aged care residents require assistance in mobilising, using a walking aid or wheelchair.<sup>64</sup> Feeling disoriented in itself can cause significant distress, reduce independence and confidence, particularly those living with dementia.<sup>65</sup> If residents are more able to find their way intuitively it reduces impact on staff time.<sup>66</sup>

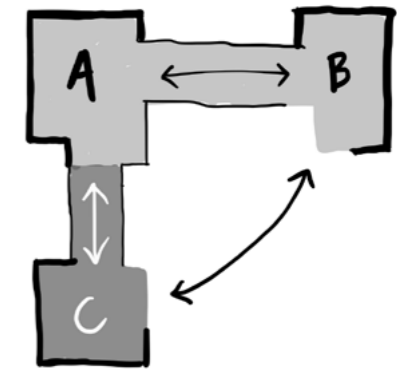
**What makes a difference?** Independent movement is assisted by having shorter distances between key living spaces (eg, bedroom and dining room),<sup>67,68</sup> clear pathways, reduced route complexity, and the presence of landmarks to support orientation.<sup>69,70</sup>

Having a clear line of sight to a destination supports a person to know where they are going, reducing the risk of confusion and distress, particularly if that person is living with dementia.<sup>71</sup> Having a centrally located kitchen or communal space that is clearly visible encourages independence, socialisation and orientation<sup>72,73,74</sup> and staff can focus on engagement.<sup>75</sup>


Other factors that help include keeping the household size small,<sup>76</sup> minimising changes in direction and dead ends, using clear landmarks, and providing regular seating. Bedroom identification is supported by personal items such as photos, while toilets need appropriate signage with graphics.<sup>77</sup>

### Guideline

Keep circulation simple and easy to navigate without signage, avoiding dead ends. Plan to support bedrooms having a direct line of sight to the main cluster of living rooms and, ideally, to a centrally located kitchen.



### Checklist

- ① Create a good line of sight between circulation routes and key destinations 
- ② Ensure all routes (inside and out) lead to safe, familiar areas
- ③ Avoid or minimise the presence of dead ends
- ④ Where there is more than one circulation route, ensure each looks distinctive through architecture, artwork, and/or landmarks
- ⑤ Avoid complex layouts such as corridors arranged around a courtyard
- ⑥ Where the existing layout is complex and signage is needed for wayfinding, provide this in sentence case, sans serif, using simple language, high contrast text, mounted around 1.2m from the floor. Use easy to understand graphics to support interpretation
- ⑦ Provide doors that are easy to operate, lightweight and intuitive

### Outcomes



As part of creating a household, the unit was broken down into an area with just two corridors. Each of these corridors was themed with colour and artwork. A framed poster of footballer Cheung Chi Doy (one of **Charlie's** heroes) was put up close to the lounge where Charlie likes to go and it always catches his eye. **Dave** uses the poster as an opportunity to talk with Charlie about his interests, as he directs Charlie to the lounge area. Charlie is finding it easier to locate the lounge area because he recognises the poster.

## Guideline 1.6

### Safe Floors

Flooring is plain in appearance and easy to clean

#### Scenario

Floors that have complex patterns, are dirty, or a strong tonal contrast with other areas are harder for older people with reduced vision to navigate.



The slightly patterned carpet in the lounge seems to shift and move for **Bianca**. She's always glad to sit down. There is also an area of strong contrast, where a decorative border in the corridor cuts across in front of her bedroom. Bianca takes a big step to get into the room.



**Eleesha** tries to reassure Bianca that the floor is stable and even, and safe to walk along.

#### Rationale

**Why is this important?** People move into aged care because of one or more cognitive, physical and/or sensory issues, all of which contribute to challenges in moving around independently. When older people fall, they are at risk of sustaining serious injury and around one quarter of all new admissions to aged care occur following a fall.<sup>78,79</sup> Falls are a key contributor to decline with 30% of older people never fully recovering from a fall. People living with dementia are eight times more likely to fall than the general population.<sup>80</sup>

**What makes a difference?** Selection of floor finish is important to health and safety, with softer finishes generally better at reducing fall risk and severity,<sup>81</sup> softening impact and reducing airborne noise. People are more likely to slip and be affected by glare on smooth surfaces. Smooth flooring also contributes to an institutional aesthetic.

Ease of cleaning should be a key consideration in selecting appropriate flooring. Floors should be easily and effectively cleanable for infection control. Flooring should be even, minimise risk of tripping, and avoid level changes. Flooring type should also reflect cultural norms and be appropriate to the local climate.

## Guideline

Promote level access, indoors and outdoors. Prioritise use of high-quality healthcare carpet generally and low-sheen acoustic vinyl in bathroom, laundry, dining, kitchen, and back of house areas only. Aim for a consistent tone on floor finishes throughout both the public and private areas of the aged care home, including the transition from inside to outside.



#### Checklist

- ① Remove any dark coloured mats from entrances and exits in resident areas, providing fixed matting matching the floor colour if necessary
- ② Aim for < 5LRV tonal contrast between different finishes (internal flooring, mats, pavers, and threshold strips)
- ③ Provide level access throughout all parts of the building, avoiding even slight changes in level between different areas of flooring, such as thresholds
- ④ Use matte finishes on the floor, favouring carpet over hard finishes where possible and choosing acoustic products
- ⑤ Avoid varying the texture on the floor, which may make it harder for someone to shuffle
- ⑥ Where sliding doors are fitted, ensure the bottom track will be flush with finished floor levels and installed to drain away from the door frames, avoiding internal ramping of floors up to a door track

#### Outcomes



**Francine** arranged for the flooring to be changed to a solid colour with no decorative border in the corridor and the lounge. A healthcare grade carpet was installed in the corridor, which has reduced the noise as well as cutting out the glare from the lighting. Spilt liquid still needs to be cleaned up immediately, but it's less risky when there is a spill. **Bianca** is more capable of walking to and from the lounge and **Eleesha** can concentrate on other things. They both feel more relaxed because it is less noisy.

## Guideline 1.7

# Supportive Seating

Seating choices and positions support rest, comfort and function

### Scenario

Having ready access to appropriate seating is particularly important for people with reduced mobility.



**Anne** is seated almost continually in a comfort chair due to her low level of mobility. There is no space for her to be accommodated in this chair in the dining room, so she eats her meals either in her bedroom or in the small lounge nearest her bedroom. From time-to-time Anne remains there for an extended period.



**Eleesha** initially found it concerning that Anne has her meals apart from the rest of the group, but she has got used to it now.

### Rationale

**Why is this important?** The vast majority of people living in aged care have difficulty moving independently. Poor design of chairs (too low, high or deep), or infrequent or incorrect placement can make it difficult for people to easily move around between settings and activities.<sup>82</sup> This is now recognised as a form of restraint.<sup>83,84</sup>

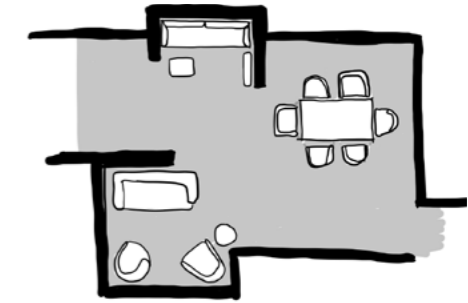
**What makes a difference?** Regular placement of chairs allows people to extend the distance that they can walk and improves their confidence.<sup>85</sup> Varied seating accommodates different ergonomic needs and preferences. Thus, offering a variety of seating options and positions throughout the day is important.<sup>86</sup>

The right seating will improve comfort, visual variety, tactile stimulation, and the ability to function, while reducing agitation, restless behaviour, and incontinence. Seating layouts support opportunities for increased socialisation.<sup>87</sup>




Most residents use cushions and pillows to relieve discomfort where possible.<sup>88</sup> Residents prefer chairs which are above the recommended height for older people, and with armrests.<sup>89</sup> If bariatric seating is required, this should be in the style of other seating. Suitable seating outdoors supports people using outdoor areas.

## Guideline

Provide additional seating where space allows, particularly in long corridors. In new designs, integrate space for seating rests along corridors and at corridors ends, view points, and changes in direction. Seating should have arms and be varied, easy to see, comfortable, robust, and domestic in style. Fixed seating can be useful in tight spaces.



### Checklist

- 1 Arrange seating to enable people to get in and out of chairs and ensure that they are not restrained by tables or equipment
- 2 Ensure seating is robust and comfortable, providing supportive cushions to help people adapt seating to their needs 
- 3 Provide seating at frequent intervals to provide the opportunity for rest
- 4 Provide a range of seating options suitable for different needs and body types 
- 5 Ensure that space exists in living areas for specialist seating such as comfort chairs
- 6 Provide enough seating for staff or visitors to be able to sit with residents at mealtimes 
- 7 Ensure fabrics are easy to clean
- 8 Use orthopaedic cushions and other occupational therapy supports

### Outcomes



The dining room furniture has been reorganised so that there is space for **Anne's** chair to be brought into the room. **Francine** organised an occupational therapist to assess Anne's needs and the best options for manual handling to optimally support Anne. She is more able to engage when her seat is made upright and enjoys being part of the activity. **Eleesha** is more aware of what Anne needs when she is in the dining room with everyone else.

## Guideline 1.8

## Stress-free Toilets

Toilets are easy to find and use

## Scenario

Not being able to find a toilet quickly challenges dignity and self esteem for people living with mobility, cognitive and continence issues.



**Bianca** can use the toilet herself if she is in her ensuite. If she needs to go during lunch, it is a long way to go back to her bedroom and sometimes she doesn't have much warning. Last week she had an accident at lunchtime and she was mortified. She's been drinking less because she wants to avoid that happening again.



**Eleesha** is considering suggesting Bianca wears a pad during lunch to avoid her embarrassment, but she's not looking forward to talking about that with her.

## Rationale

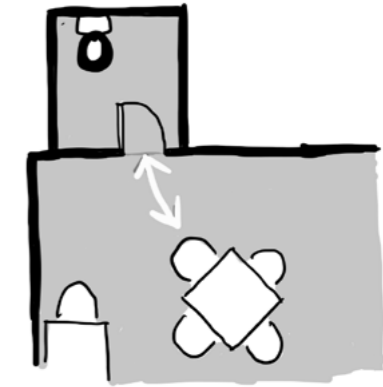
**Why is this important?** Supporting continence in residential care is a critical concern due to the impacts on residents' health, well-being, and sense of dignity. A consequence of experiencing incontinence is residents may reduce their fluid intake to reduce the risk of further episodes, contributing to dehydration and urinary tract infections. Organisational concerns include staff risks associated with manual handling to assist residents going to the toilet, costs of incontinence products, and laundry requirements.<sup>90</sup>

Toilets that are not easy to find and use cause people unnecessary disability, shame, lower self-esteem, and greater dependence on others.<sup>91</sup> Poor design of ensuite toilets and bathrooms has been raised as a common problem in aged care homes.<sup>92</sup>


**What makes a difference?** Easy to see toilets increased their usage eightfold.<sup>93</sup> Physical accessibility, tonal contrast,<sup>94</sup> and familiarity of the fittings promotes use of toilets and helps staff support residents appropriately. Space for more than one person to assist comfortably is ideal.<sup>95</sup> Mirrors can be confusing or disturbing for someone who does not recognise their reflection. Plan toilets to promote privacy within the room, with doors hinged to shield the view of the pan in communal areas.

## Guideline

Ensure that there are toilets which are accessible from main common spaces, easy to find, recognisable and intuitive to use. Specify fittings which are recognisable to users, often more traditional in style, to help someone recognise the room and use items independently. Toilets should be of a good size, so staff are able to support residents.



## Checklist

- 1 Ensure communal toilets close to dining spaces in resident areas are designated for resident use
- 2 Ensure access to a toilet is visible from each main living area and bedroom 
- 3 Where a toilet is not visible, provide clear wayfinding signage from each living area
- 4 Make toilet doors distinctive from other doors through style and colour and provide door signage, except in bedrooms
- 5 Ensure toilet doors are easy to open and close, with a familiar handle and lock
- 6 Ensure all fittings and fixtures (flush, taps, basin, toilet, light switch, grabrails) are domestic, familiar, and have large, high-contrast controls where available
- 7 Provide the ability to remove or cover mirrors on a case-by-case basis
- 8 Make key elements (seat, pan, cistern, floor, wall, basin, and toilet paper) easy to see through tonal contrast and lighting

Note: See also Checklist item 2.7.5

## Outcomes



There was a toilet near the dining room, but it was designated just for staff. After evaluation by management and consultation with staff, it has been made available for everyone to use. The door was painted to stand out and a clear sign put on the door. **Eleesha** suggested **Bianca** sit where she can see it from her seat at the dining table. If she needs to go it's much easier to get to. Bianca is more relaxed and spends longer at the dining table. A nearby toilet that is seldom used by anyone has been allocated to staff.

## Guideline 1.9 Clean Air

Air quality is monitored  
and there is enough fresh air

### Scenario

Poor air quality impacts respiratory health, and in turn leads to fatigue, confusion, and stress.



**Anne** can't open her window by herself.



**Eleesha** has noticed that other residents are also falling asleep during the day and lack energy. She is a bit concerned about Anne, who has a low mood and sleeps a lot, yet is restless at night.


### Rationale

**Why is this important?** A range of factors contribute to poor air quality in care homes, affecting health, usability, and wellbeing. A build up of CO, CO<sub>2</sub>, particulates, volatile organic compounds (VOCs), odours, dusts, moulds, or airborne pathogens impair human performance and social participation causing fatigue, dizziness, confusion, breathing difficulties, agitation, and stress.<sup>96,97,98</sup> This is likely to be exacerbated by the impact of climate change, such as bushfire smoke contributing to particulate air pollution. The experience of COVID-19 has heightened the importance of outdoor air intake and restricting unfiltered air transfer from areas with infected residents, including installing airfilters/purifiers to reduce the concentration of pathogens in a home.<sup>99,100,101,102</sup> Building codes can allow window opening to achieve adequate ventilation, but in practice mechanical systems often cool a space without fresh air intake, while windows are not opened and window restrictors reduce airflow. This requires ongoing engagement with residents on their preferences regarding windows being open in order to support their changing needs.

**What makes a difference?** Being aware of areas in the home which are problematic is key. CO<sub>2</sub> is a good proxy for general air quality and can be measured with spot checks or permanent devices. If outdoor air quality is good, use outdoor areas for activities, open windows, and create cross-ventilation. Using air cleaners, specifying products with low VOC content, and using barrier matting to






## Guideline

Spot-check quality of the air in the building every six months. Open windows and outside doors to create cross ventilation. In any areas where acceptable levels are not being obtained, consult with an engineer to identify appropriate solutions. Assess new materials and cleaning products for impact on air quality.



clean people's shoes reduces airborne pollutants. Evidence shows residents value having control over their environment and being able to open their own windows.<sup>103</sup> For this to happen, windows must be easy and intuitive to use.

### Checklist

- ① CO<sub>2</sub> levels act as a good proxy for air quality, keep levels to < 1000ppm 
- ② Utilise windows, doors and fans to create cross ventilation providing rooms with access to fresh air 
- ③ Air from bathrooms and bedrooms to flow outdoors and not into shared areas 
- ④ Encourage use of outdoor areas to maximise fresh air exposure 
- ⑤ Fit air purifying devices with an appropriate HEPA filter 
- ⑥ Use cleaning products, carpets, paint, and other products with a low VOC content
- ⑦ At building entries, install entry mat systems to remove pollutants from shoes on entry
- ⑧ Provide controls that are easy to see, accessible, and intuitive to use
- ⑨ Provide dedicated staff and resident smoking areas, keeping smoke away from others

### Outcomes



Spot tests were done of several areas of concern by management of the home, including **Anne's** room. The source of high CO<sub>2</sub> levels was found and addressed. **Eleesha** now opens Anne's window and door in the morning to create some cross ventilation and again after lunch if she's spent a lot of time in there. A small traffic-light indicator lets her know whether levels are okay. Anne does seem brighter and is sleeping better.

Note: Consult with experienced professionals when considering changes to ventilation systems

## Guideline 1.10

## Comfortable Temperatures

Passive and active heating and cooling systems support comfort and safety

## Scenarios

Keeping the temperature of the environment within certain bounds affects health, longevity, and quality of life.



It seems very cold in the lounge to **Bianca**. There is a draught that bothers her, but she left her cardigan in her bedroom and does not want to bother anyone to get it.



**Eleesha** is aware that in the summer she feels warm all the time. She's moving around so much, but it's hard to know how to get the temperature right, as Bianca often seems to be cold.

## Rationale

**Why is this important?** As we age it can become harder to regulate our body temperature and change clothing to suit an environment, resulting in a narrower range of comfortable ambient temperature. Older people are more likely to be sedentary, have less ability to move to a more comfortable place, and in most aged care homes have limited control over room conditions. Heat and cold outside our comfort range affect our ability to cope, agitation, and our mood.<sup>104,105,106</sup>

Codifying of acceptable temperature ranges in aged care homes has not occurred to date. One Australian study identified that air conditioning systems were not being operated to suit comfort levels for aged care residents.<sup>107</sup> In addition, the Australian coroner reported heatwaves take the lives of between 400 and 500 people every year, mostly those who are elderly.<sup>108,109</sup> The prevalence of these events likely to increase due to the effects of climate change, also prompting the need for alternatives to air conditioning for when systems fail.

**What makes a difference?** Monitoring temperature levels and greater local control for residents and staff are critical to comfort.





Providing shade and planting, avoiding large areas of concrete, and the use of water features should all be considered, to support comfortable temperatures outdoors.

## Guideline

Ensure buildings and systems can reliably achieve an internal temperature in the range of 20–26°C in all seasons. Assess risks for temperature extremes in different parts of a building. Be aware of the particular needs of each resident and plan accordingly.



## Checklist

- ① Assess areas inside and outside for risk of over/under heating considering location, orientation, and system design 
- ② Ask residents whether they are comfortable in living areas and bedrooms and adjust the system accordingly, including ceiling fans to allow personal preference
- ③ Label or highlight controls that suit individual residents' needs to support them to control their room temperature within a limited range
- ④ Ensure buildings and systems can reliably achieve internal temperature in the range 20–21°C in winter and 25–26°C in summer 
- ⑤ Install back-up power options if necessary 
- ⑥ In new developments, orientate the building, rooms and glazing to avoid excessive heat gain, exploring passive solutions 
- ⑦ Document a heatwave plan and ensure staff know the dangers of overheating
- ⑧ Provide sufficient planting and shading to support comfortable outdoor spaces

## Outcomes



**Eleesha** arranged for the purchase of a couple of extra warm cardigans for **Bianca**. The temperatures in staff areas are now controlled separately to resident spaces, so that staff can have cooler office spaces, and resident areas are the right temperature for them. This gives Eleesha some relief when she's out of the resident area, but peace of mind that Bianca is comfortable too.

## Guideline 1.11

### Nature Indoors

Large windows, indoor planting, fish tanks, and animals connect people to nature while they are indoors

#### Scenario

Even in the most supportive environment, more vulnerable residents are less likely to get outdoors and risk becoming totally disconnected from nature.



**Anne** is in her bedroom most of the day due to her low level of mobility. Often the curtains are partially closed and she has limited access to daylight or views.



**Eleesha** keeps the curtains a bit closed, because she doesn't want to disturb Anne, who looks sleepy. She feels pressure to entertain Anne.

#### Rationale

**Why is this important?** If someone is not independently mobile they are less likely to be able to access gardens and nature.<sup>110</sup> Ensuring nature is brought indoors then becomes more critical. Access to sunshine, fresh air, views of activity and nature, and the positive stimulation of animals and plants are highly valued by residents<sup>111</sup> and their families.<sup>112</sup>


Often concerns about perceived risk exclude pets and indoor plants from care home environments,<sup>113</sup> however a high proportion of Australians are used to living with pets<sup>114</sup> and indoor planting. Not having access to plants or animals is a real loss to many people and there is evidence that interaction with animals, and caring for plants supports mental health and wellbeing.<sup>115,116</sup>

**What makes a difference?** The areas on the edges of buildings can be opened up to create the feeling of a deck, such as the ubiquitous Australian verandah. This allows access to the outdoors without a resident needing to move.




There are also a range of programs around the world that have used extensive indoor planting to address immobility of residents or site constraints. In Australia there are various programs that involve dogs, cats, chickens and farm animals providing joy and therapeutic outcomes for residents.

## Guideline

Where possible integrate planting programs and pets into aged care homes. Promote the involvement of residents in the maintenance and care of both plants and pets. The design of windows and balconies should help residents connect with nature and the local community from within their home.



#### Checklist

- 1 After consulting with residents and staff, consider the introduction of pets within the home 
- 2 Provide safe houseplants to the common areas and resident bedrooms 
- 3 Consider providing fish tanks, bird cages and other pets in common areas 
- 4 Incorporate window sills that are low enough to allow a view out when seated
- 5 Where there is an option to introduce new or enlarged windows, choose those windows or Juliet balconies that look onto natural scenes or human activities

#### Outcomes



**Eleesha** now opens the curtains wide for **Anne** every morning. Sometimes it is initially quite bright for Anne so Eleesha takes her time and does it bit by bit so that Anne's eyes can adjust. The view of the school gives them lots to talk about as Eleesha's little boy goes there. They can hear the kids playing handball. It reminds Anne of stories her mother would tell her of playing plainy-clappy as a child in Scotland.

A volunteer brought Anne a peace lily which is thriving in a shadier spot by Anne's bed. Anne is able to water the plant every few days. It's beginning to flower.

## Built examples and concepts

- 1 Great access to fresh air on all levels of a multi-storey building and good use of tone at the door threshold
- 2 Built-in shelving at eye level for personalising living areas
- 3 Concept design of winter garden with good views of outdoors
- 4 Bedrooms with space for personal furniture and belongings



- 5 Concept design of a living room at the heart of a care home supported by simple circulation
- 6 Domestic style light fittings reinforcing the purpose of the room
- 7 Good tonal contrast highlighting the toilet and minimising the transition on the floor from a bedroom
- 8 A small lounge provides acoustic separation for watching TV or listening to music without disturbing others



# Cultivate a Home



## Objective

To create a familiar environment in which people have privacy, control and feel they belong

## Guidelines

- 2.1 Personalised Home
- 2.2 Small Households
- 2.3 Private Entries
- 2.4 Domestic Kitchens
- 2.5 Room Clusters
- 2.6 Enabling Corridors
- 2.7 Private Bedrooms
- 2.8 Ensuite Bathrooms
- 2.9 Appropriate Furniture
- 2.10 Clinical Support
- 2.11 Private Staffroom



## Principle 2

### Situation

Historically the design of aged care homes has often focused on care delivery, and less on the experience of living in the home. This focus has unfortunately often led to environments that are hostile to the people living in the home and conversely led to more intensive staff interactions to address resident stress and confusion. Moving into an aged care home can compound a person's disability, affect self-esteem,<sup>117</sup> limit social opportunities, and lead to agitation, over-medication, and decline.<sup>118</sup> Larger scale settings make it harder for a person to maintain routines that are important to them.<sup>119</sup>


There is substantial research on small household models having wide-ranging benefits,<sup>120,121</sup> such as reducing agitation, pacing, and exit-seeking,<sup>122</sup> while improving social interaction, eating, and infection control.<sup>123</sup>

### Desired Outcomes

This Principle aims to support organisations to move towards small household models, following international consensus that the best health and wellbeing outcomes are achieved in living arrangements that bring together 15 or fewer people and promote familiar, domestic activities.<sup>124</sup> This requires design features that validate individual preferences and make things as easy and safe as possible for staff.

Shifting to a small household approach is not only about design of the physical environment. It requires a well-defined 'model of care' that addresses an approach to governance, operations, staff training,<sup>125</sup> and daily activities within a home. A model of care must address the culturally specific needs of each person. This is relevant to everyone, not just Culturally and Linguistically Diverse (CALD) groups, First Nations,<sup>126</sup> and specialised services.<sup>127</sup>

**Before** The environment is set up for people to be together in large numbers which lends itself to a pre-determined program of activities



## Principle 2

### Guidelines


- 2.1 Personalised Home
- 2.2 Small Households
- 2.3 Private Entries
- 2.4 Domestic Kitchens
- 2.5 Room Clusters
- 2.6 Enabling Corridors
- 2.7 Private Bedrooms
- 2.8 Ensuite Bathrooms
- 2.9 Appropriate Furniture
- 2.10 Clinical Support
- 2.11 Private Staffroom

If a small household model of care is clearly defined and implemented, even small changes to the built environment will support that shift. For example, one study of 62 people living with Alzheimer's Disease in specialised units showed that simply adding a fish tank to dining rooms improved their nutritional intake by 21%.<sup>128</sup>

The Green House Project (USA) aligns design with their model of care through three core values: Real Home (a domestic, familiar, and engaging built environment), Meaningful Life (the power of a "normal" life), and Empowered Staff (ensuring care staff are valued and respected).<sup>129</sup>

The Royal Commission highlighted the shift to household models as a focus for these Design Guidelines and a recent Australian study identified comparable operational cost to traditional, institutional aged care homes.<sup>130</sup>

**After** The same environment is now set up to encourage smaller groups and domestic activities giving people choice as to how they spend their day



## Guideline 2.1

## Personalised Home

Bedrooms and living areas are furnished with items from people's lives

## Scenario

People have many objects and mementos to which they're deeply attached. These help to reinforce a person's sense of identity.



**Anne** loves all kinds of handicrafts. When she lived at home, she had many pieces of her own work around her. She couldn't bring many things with her to the home as she moved directly from hospital and does not have immediate family to help make the room more like her own. The room feels stark to her, and she feels uncomfortable knowing that everyone who comes into the room can see her routine marked up on the whiteboard.



While **Eleesha** knows that Anne enjoys crafts, she has never seen anything Anne has made. It's important that in Anne's room Eleesha can see what routine Anne has, and the whiteboard makes this easy.


## Rationale

**Why is this important?** Throughout our lives we fill our homes with items that have meaning for us, remind us of past experiences, and support our daily routines. As we get older, we rely more on this 'coding' of a place with familiar items to reinforce self-identity.<sup>131,132</sup> The functional, clinical and impersonal design of traditional aged care homes has been reported as making a person feel like they are living in temporary accommodation, not a home.<sup>133</sup> Including familiar objects increases the likelihood of someone participating in routine and domestic activities, and can contribute to improved quality of life for older people.<sup>134,135</sup> Personal objects can make a place feel like home,<sup>136</sup> are highly valued by residents living in aged care homes,<sup>137</sup> and can also act as a prompt for staff to tailor their interactions and activities.

**What makes a difference?** An open kitchen design with familiar fittings can encourage older people to participate in domestic activities, and support autonomy regarding food and drink choices.<sup>138</sup> Memory boxes at bedroom doors,<sup>139,140</sup> personal furniture, and photographs<sup>141</sup> all aid orientation and support an individual's sense of identity. Double or personal beds are valued, preferably until someone needs a hospital bed. People value knowing what would be provided in a room and having the ability to make the room home-like.<sup>142</sup>

## Guideline

Encourage residents to decorate the place where they live with furniture, artwork, and other objects from their lives. This starts with bedrooms, but should extend to common resident areas, making the entire home more familiar to them. Room design should allow space for residents to bring their own furniture and have open shelving that they can fill.



## Checklist

- ① Help residents set up their bedroom with their own furniture, decoration, and everyday items while ensuring furniture is fit for purpose and aligned with the environment standards in the final draft Strengthened Aged Care Quality Standards 
- ② Implement a policy supporting residents decorating bedrooms, common areas, and outdoor areas with personal items 
- ③ Promote residents' culture using personal objects and art in common areas, with no single culture or person dominant 
- ④ Provide things for people to enjoy their interests; their choice of garden plants, or exercise equipment for example 
- ⑤ Provide technology to suit individual requirements (eg, big button remote controls) and good wi-fi coverage 
- ⑥ Keep personal information secure and out of sight, but accessible to staff, for example in a cupboard or digitally 
- ⑦ Avoid aged care home branding in resident household areas
- ⑧ Ensure there is no legal burden on staff if objects are lost, misplaced or damaged

## Outcomes



**Anne** mentions to **Eleesha** that she doesn't like visitors seeing her routine on the whiteboard. After a discussion, the whiteboard is mounted inside the wardrobe door. Anne is happier about this placement and it works for Eleesha. **Francine** and Eleesha talked about ways of making Anne's room more welcoming.

When Anne's former neighbour next visits, Eleesha asks her if she could bring in some examples of Anne's craft work. Eleesha is amazed by her intricate quilting. One quilt was hung from the picture rail in the bedroom and is a real talking point. One of the larger ones has been hung up in the living room. Anne is really delighted. Several residents and staff have admired it. Eleesha thinks Anne is more likely to enjoy being in the living room because of her quilt being there.

## Guideline 2.2

# Small Households

Consider people live in groups of no more than 15

### Scenario

Households with over 15 residents are often impersonal with staff focusing on the needs of many people. They can be disorienting and require residents to walk a long way.



**Bianca** has three older brothers. Her family home was always busy with people coming and going, but the aged care home seems to her to be full of strangers. There are many people she doesn't recognise. She feels embarrassed that her hair is not as tidy as she would like it. She's not sure where exactly she can go in the home. Once she got lost in a completely different area and someone had to bring her back to her room. She felt guilty wasting their time.



**Eleesha** realises it takes Bianca a moment to relax when she enters a room. Bianca's eyesight is not great and she wants Eleesha to take her to the lounge room. Eleesha's happy to do this, but she has a couple of other things she needs to do first.

### Rationale

**Why is this important?** Smaller groups of residents living together record better quality of life than larger care environments.<sup>143</sup> Studies have associated smaller group living with reduced aggression less social isolation,<sup>144,145</sup> better communication and engagement,<sup>146</sup> less confusion,<sup>147</sup> better orientation and wayfinding,<sup>148,149</sup> easier provision of care,<sup>150,151,152</sup> lower use of psychotropic medications, and fewer hospitalisations and emergency department presentations.<sup>153,154,155</sup> There have been better COVID-19 and general infection control outcomes globally in small households over traditional, institutional configurations.<sup>156</sup>

Consultations found that several Australian providers have adopted a household model for new builds and are dividing old building stock into smaller living groups.<sup>157</sup>

**What makes a difference?** Small scale household environments with an aligned model of care creating a place that looks and feels like 'home',<sup>158</sup> with staff supporting residents having flexibility in sleep, eating, and showering.<sup>159</sup>

The study and work associated with the Royal Commission<sup>160</sup> identified household models as housing a maximum of 15 people,<sup>161,162,163</sup> with staff and residents contributing to domestic activities such as folding laundry and serving themselves food.<sup>164,165,166</sup>

## Guideline

3 common ways to implement this Guideline:

### Option 1: Independent Group Home Model

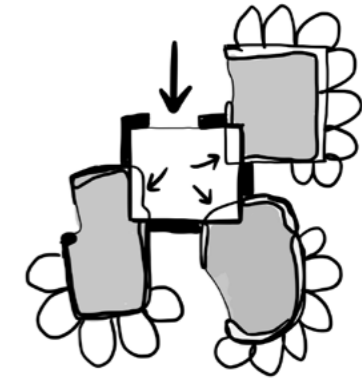
A stand-alone household located within the local community.

### Option 2: Neighbourhood/Village Model

Self-contained households clustered within a complex or larger home.

### Option 3: 'Suite' Model

A collection of co-located 'suites' each containing a bedroom, kitchen, outdoor, and living areas.



Consultations found that small household models have been implemented in Australia for over 30 years.

### Checklist

- 1 Articulate the model of care and train and support staff to implement it 
- 2 Set up areas to promote a range of small group domestic activities, which relate to residents' cultures 
- 3 Consider households of 15 people or less living together supported by safe staffing levels 
- 4 Work with residents to develop a unique 'style' for the household 
- 5 Create a defined boundary around each household 
- 6 If the boundary is a fence, ensure that it is obscured to residents, but defined and secure

### Outcomes



**Bianca's** level has been split into two households and each now has its own 'front door' and kitchenette. A further door separates the staff area from the resident area. There are now 12 residents in Bianca's area and each has its own group of staff who can get to know the residents well. Bianca has come to know some of the people with whom she is living. She can see the way to the lounge more easily and is more confident going there on her own.

**Eleesha** now knows all the residents in her assigned household better. When she sees Bianca coming into the lounge by herself Eleesha goes over to compliment her on her hair, because she knows Bianca likes that.

## Guideline 2.3 Private Entries

Household entry design reduces disruption

### Scenario

When residential areas are undefined and there is less control over who goes where, it can lead to reduced privacy and heightened stress for residents.



**Charlie's** unit leads to another part of the home. He often sits at the entry door, concerned about the number of people coming and going, some are in uniform and others are strangers. He feels stressed. He needs to evaluate so many strange faces. When he worked in the restaurant sometimes things got out of hand on a Friday night and he feels this experience will come in handy if anything happens.



**Dave** can see when the busyness and noise is becoming too much for Charlie, but finds it difficult to encourage him to move to a quieter area of the unit.

### Rationale

**Why is this important?** People living in aged care homes have poorer levels of physical and cognitive health and are therefore less able to tolerate frequent and high levels of activity in their immediate surrounds. Environments with fewer unwanted interruptions, more privacy and access to quieter rooms are less stressful, leading to more socialisation and less anxiety and depression in residents.<sup>167,168</sup> Busy doors can be intrusive, contribute to resident anxiety, and highlight restricted movement.<sup>169,170</sup> Clinical activity, operational workflows and too many people conflict with the need for quiet space and privacy. Homes whose exits are well-camouflaged lead to fewer residents presenting with depression.<sup>171</sup>

**What makes a difference?** Establishing smaller households within a larger building creates more privacy and reduces the number of people coming and going, reinforced by a clear boundary. For that boundary to be effective in maintaining resident privacy and security, regulation of how people enter the household is required and ownership of the area needs to be reinforced.<sup>172</sup> This necessitates ensuring that there are clear points of entry for visitors and deliveries. It is also important to prevent staff access, workflows and delivery routes to one household passing through another that are not required for resident care. While there are concerns about the rights of an individual









### Guideline

Create a single front door to each defined household for residents with other exits also provided to outdoors. Services paths should avoid routes through resident areas. Vestibules can effectively provide a buffer space that controls stimulation, acts as an infection control point, and becomes a place to don/doff PPE. Some back of house activity can require use of alternative entries, but these should be inconspicuous to residents.



being compromised by restricted movement,<sup>173</sup> the front door needs to balance access control with any potential negative stimulation.<sup>174,175</sup> Some providers use vestibules, concealed delivery routes, and other devices to regulate the busyness of entries and staff intrusion.

### Checklist

- ① Reschedule deliveries and adjust workflows to reduce disruption to residents 
- ② Create an identifiable entry to each household with a defined, closed door 
- ③ The front door should be domestic in scale, style, and operation 
- ④ Limit views into staff areas and other areas restricted to residents such as back of house operations 
- ⑤ Provide a vestibule at the entry to each household as a buffer 
- ⑥ Ensure visitors do not enter households through another household or staff area 
- ⑦ Provide dedicated staff and delivery routes to avoid disrupting resident life 
- ⑧ Access must be available for the movement of furniture and equipment throughout the household 

### Outcomes



**Francine** changed the time when linen was delivered and waste picked up so that it was less intrusive. Breakfast is now served via the domestic kitchen, so food deliveries are not needed at that time. The staff room has been relocated so that fewer staff need to pass through **Charlie's** household for their breaks. Overall the number of people moving in and out has been reduced by around 30%. Charlie is more relaxed, and he has been more likely to take part in a game of mah-jong with Bihn, a Vietnamese resident. They have been teaching **Dave**, though there is some debate about the correct rules.

## Guideline 2.4

## Domestic Kitchens

An open plan domestic kitchen is at the heart of each household

## Scenario

The opportunity to be with others and enjoy the stimulation of a positive dining experience is important for everyone. This experience is enhanced by the sights and smells of a domestic kitchen, and this is particularly helpful for people relying on reduced sensory capacity.



**Anne** often eats in her room. As she is not independently mobile it is difficult for her to be moved to the dining room and she doesn't want to trouble Eleesha who is already very busy. It feels to her that the food just arrives, and she finds it hard to taste and eat it. She often is surprised by what she is eating. She's beginning to have trouble swallowing which is frightening for her. She begins to dread mealtimes.



**Eleesha** assists Anne to eat in her room. She is concerned that Anne is losing weight.

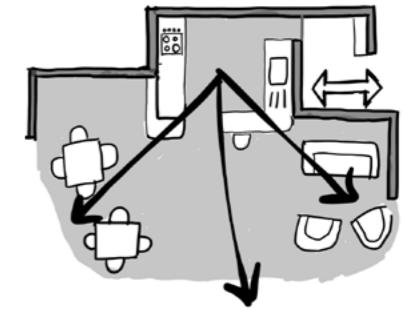
## Rationale

**Why is this important?** Functional, domestic kitchens provide an anchor to environments often overwhelmed by clinical and operational apparatus. Kitchens can contribute to a domestic appearance, support activity meaningful to a resident,<sup>176</sup> maintain their connection with daily routines, and bolster independence.<sup>177</sup> Fully functioning domestic kitchens which engage residents are a stark contrast to institutional food preparation which reduce meals to a task.<sup>178,179</sup> Kitchens provide a powerful landmark to orientation within a household.<sup>180</sup> Involvement of residents in sharing family-style meals,<sup>181</sup> the preparation of meals, presence of food smells, and oversight of food preparation all contribute to nutritional outcomes.<sup>182,183</sup> Central kitchens can also support the work of staff<sup>184</sup> and create a positive work environment for them to deliver person-centred care.<sup>185</sup> The ability to make or assist in making of meals, stimulates appetite.<sup>186</sup>

**What makes a difference?** The key components of a successful kitchen are its presence, the adequacy of the fixtures to support cooking a meal, and the real and perceived access for residents and their families.<sup>187,188</sup> Open layouts promote autonomy and food choice<sup>189</sup> and lower benches support accessibility to residents.<sup>190</sup> Whereas, closed kitchens, locked refrigerators, and the absence of cooking appliances negatively affect resident independence.<sup>191</sup>

## Guideline

Provide a domestic-style kitchen that is accessible to people who live in a household and their visitors. The kitchen should be centrally located and adjacent to the dining area. The domestic kitchen might receive food from a commercial kitchen on or off site, or be the primary place of food preparation. Ideally, at least some preparation of meals occurs in this kitchen. The central location is key to safety as it supports visibility throughout the household and uses passive safety features.



There is a tension between safety concerns and allowing risk taking to support resident autonomy.<sup>192</sup> However, it has been demonstrated that these risks can be successfully managed.

## Checklist

- 1 Provide a domestic, familiar kitchen in each household, open to communal areas 🌐
- 2 Locate the kitchen next to a dining room, with a view of living areas and corridors 🤝
- 3 Stock the kitchen with crockery, appliances, and food items, at least as well as a staff kitchen 🌐
- 4 Provide common appliances, such as an oven, fridge, stove top, microwave, toaster, and kettle that are familiar and easy to use 🌐
- 5 Provide some open shelving or glass fronted cupboards to provide a view of food or crockery
- 6 Position a concealed staff area next to the kitchen for bulk food, equipment, medication, IT, and fire extinguishers 🤝
- 7 Include passive safety features such as a lockable knife drawer, induction stove top
- 8 Design of kitchens (and all rooms) must eliminate risks of entrapment

## Outcomes



A domestic kitchen was installed next to the dining room. **Eleesha** has been encouraged to bring **Anne** (in her comfort chair) into the dining room for lunch. Anne can see what's happening in the kitchen. Eleesha is serving the food out onto plates and Anne is helping her getting ketchup from the fridge. It smells like fish and chips.

Anne wonders whether it's Friday today. They'd always have fish and chips at home on a Friday. Her lunch has mashed potato, but it's delicious. Anne sits with her and Eleesha at the table and chats about the red snapper and shrimp they used to have on the Amalfi coast.

## Guideline 2.5 Room Clusters

Households contain multiple areas for smaller groups

### Scenario

Large spaces can be overwhelming, busy, noisy, and lack meaning.



The activity room reminds **Charlie** of work. He feels like he should be working now. He's still a young man. When he moved to Adelaide, he had to pick up every shift he could at the restaurant to provide for his young family. Now when Charlie tries to help in the kitchen he's told to sit down. This is so frustrating for him.



**Dave** tries to encourage Charlie to watch the soccer, or play mah-jong, but as the commercial kitchen is located off the large activity room it is hard to help Charlie engage with a different activity.

### Rationale

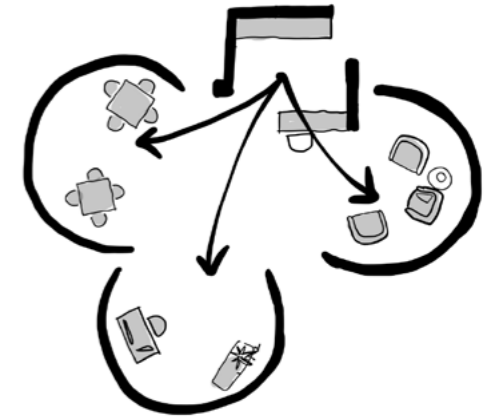
**Why is this important?** The spatial layout of rooms can help or hinder a resident's abilities to freely practice hobbies, socialise, or enjoy other forms of recreation.<sup>193,194</sup> In more institutional settings, large scale rooms prompt programming for larger scale group activity.

**What makes a difference?** Providing a cluster of smaller rooms for small-group activity.<sup>195,196</sup> Outcomes for residents include people spending more time in communal living spaces and being more likely to be actively engaged compared to traditional units.<sup>197,198,199</sup> Smaller living areas make it easier for people to orientate,<sup>200</sup> give people helpful reference points<sup>201</sup> and reduce withdrawn and apathetic behaviours.<sup>202</sup> People who can access a variety of quiet common spaces have been found to be less socially withdrawn or depressed.<sup>203</sup> In household models, homelike activities such as meal preparation activities<sup>204</sup> and folding laundry were considered normal by residents.<sup>205</sup> Compared to traditional homes, these were more engaging, likely to prompt social interaction<sup>206,207</sup> and recorded higher quality of life outcomes.<sup>208</sup>







Reference: Guideline 1.5 Simple Circulation

### Guideline

Provide a cluster of medium-sized open and closed rooms. This might include an open plan lounge, dining areas, and a kitchen. Also provide at least two domestic amenities which reflect residents' cultures and preferences (eg home office, laundry, shed, art studio, or games room). Ideally one room should be separated acoustically, for music, TV or quiet. Each room's function should be easy to recognise through interior design, fixtures, and fittings.



### Checklist

- 1 Provide an open plan lounge, dining room, and kitchen for each household 
- 2 Provide at least two other domestic amenities within the household that residents can easily use and that relate to residents' cultures and interests 
- 3 Create domestic sized dining areas for 8 people or less 
- 4 Involve residents and families in decision-making about what activities they would like to see happen in each room
- 5 Make the function of each area or room immediately recognisable through relevant furniture, soft furnishings, artwork, and equipment 
- 6 Create a room which can be made acoustically private for music, TV or quiet
- 7 Ensure there are furnishings and equipment in each room which relate to the specific function of the room 
- 8 Provide opportunities for residents to decorate or place personal items in the communal rooms and areas 

### Outcomes



The main kitchen server hatch was closed up and a smaller domestic kitchen installed in front of it. A games room was created at one end of the room with some sliding doors. They put the mah-jong table in there. It has a rich red carpet and dark wood furniture. It reminds **Charlie** a little bit of the room in his grandfather's house in Hong Kong, and he finds it easier to focus on the game. They can slide the glazed doors shut if things get too noisy in the main room.

## Guideline 2.6 Enabling Corridors

Corridors are shorter than 20m and handrails are avoided

### Scenario

Long corridors can create confusion for residents living with cognitive impairment and are harder for people with poor mobility to use.



The distance between **Bianca's** bedroom and the main lounge is 30m. She cannot see the lounge from her bedroom, and sometimes she is mixed up as to which way she is facing – towards the lounge or back towards her bedroom. The corridor looks the same everywhere. She feels more confident if she is with Eleesha.



Bianca needs a lot of reassurance and is also quite unsteady. The corridors are difficult to navigate, as her dementia with Lewy Bodies affects her gait. **Eleesha** would prefer to be with her when she is walking the distance to the lounge so that she knows she is okay.

### Rationale

**Why is this important?** A recent study found that independent mobility in aged care homes was low.<sup>209</sup> The study did not identify causal factors. However, length, width and shape of a corridor have all been shown to affect a person's ability to find their way and increase demands on staff.<sup>210,211,212</sup> This is further compounded by residents with vision impairments making it hard for them to see a destination.

**What makes a difference?** Evidence supports corridors being short.<sup>213,214</sup> Navigation is easier in a straight corridor, as each change of direction increases the likelihood of disorientation.<sup>215</sup> Long corridors prompt residents to keep walking without purpose often leading to exhaustion and disorientation.<sup>216,217</sup> Shorter corridors help with wayfinding and reduce agitation.<sup>218</sup> One study recommends a bench or chair located at intervals < 12m. Poor lighting in corridors also compromises resident safety and ability to navigate.<sup>219</sup>

Building codes currently require handrails in corridors in aged care homes.<sup>220</sup> There are divergent views on this issue as the evidence that they are effective in this context is poor, with door configuration often breaking handrails into short sections that conflict with universal access guidance<sup>221</sup> and limited evidence that they are used. The NCC allows for performance solutions that permit

### Guideline

Corridors in new builds should be less than 20 metres. In existing buildings, measures should be taken to minimise the effective length of the corridor through use of seating, landmarks, and improved lighting. If corridors are reasonably short and/or seating is provided at regular intervals, it should not be necessary to provide handrails in corridors.



handrails to be removed. Mobility is more strongly supported by short corridor length, regular seating,<sup>222</sup> good paths, and individual case management provisioning people with appropriate mobility aids.<sup>223</sup> In addition, handrails are a high touch surface requiring frequent cleaning to minimise infection risk and may reduce the functionality of spaces by limiting where furniture can be located.<sup>224</sup> Where they are specified, they should contrast with their background, and be easy to grip.

### Checklist

- ① Design corridors to be 20m or less 
- ② Where corridors are longer than 10m, provide regular seating and landmarks
- ③ Ensure door and corridor widths enable manoeuvring of equipment, passing residents and staff support 
- ④ Ensure lighting level is good, with a recognisable destination at both ends of a corridor
- ⑤ Minimise use of handrails in corridors 
- ⑥ Ensure clutter in corridors is minimised 
- ⑦ Consider door swings to support movement flow

### Outcomes



The lighting in the corridor was significantly improved. A hall table with some flowers and one of **Bianca's** decorative quilts was put halfway down the corridor. At the far end of the corridor to the lounge, a plush red lounge chair was installed with a coffee table, a painting, and some books.

Bianca can see the hall table when she leaves her bedroom, so she knows to turn towards it to reach the lounge. She finds it easier to see **Eleesha's** face and chat to other people as she passes them in the hall.

## Guideline 2.7

## Private Bedrooms

Each resident has their own bedroom

## Scenario

Privacy in bedrooms is crucial to dignity, being the key place over which a resident has some control.



**Anne** has her own room, but she often feels nervous about other people coming into it. Her door is opposite the main living room and when the door is open, she feels like anyone can see or walk in. But if the door is closed, she feels cut off from the rest of the home. She is worried about what might happen to her if she becomes really ill and cannot tell people to go away or stay out.



**Eleesha** is also worried about other residents disturbing Anne. A couple of residents, Sally and James, keep going into Anne's room, because it is so open to the living room. She's not sure if it is because they are disorientated or are just looking for something to do.

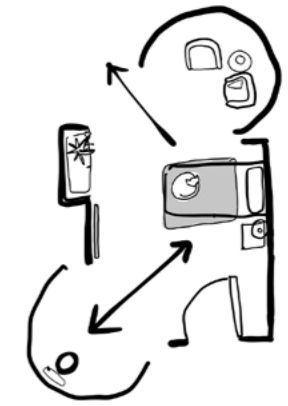
## Rationale

**Why is this important?** Privacy is a key determinant of quality of life in long term care,<sup>225</sup> with single rooms requested in consumer surveys.<sup>226</sup> They support privacy,<sup>227</sup> personalisation, comfort,<sup>228</sup> reduced conflict, enhanced wellbeing,<sup>229</sup> increased resident satisfaction,<sup>230</sup> better socialisation, and a sense of a building as 'home'.<sup>231</sup> Clinical benefits of private rooms include reduced risk of infectious transmission, improved sleep, and reduced use of medications.<sup>232,233,234</sup> There is no evidence to support the view that shared rooms reduce the risk of falls.<sup>235</sup> There are also palliative care benefits, with focus groups noting that family members would like to stay together in their final days, but are discouraged by crowded environments.<sup>236</sup>





**What makes a difference?** Providing single bedrooms and positioning them to avoid directly opening onto communal spaces improves privacy<sup>237</sup> and increases socialisation.<sup>238</sup> Staff can reinforce resident control and respect their ownership by knocking on the door prior to entering and encouraging them to add personal items to the room.<sup>239,240</sup> Privacy is also supported by developing an "in-between" space outside a bedroom that provides a transition and can be controlled by a resident.<sup>241</sup> Locks on doors and bed placement such that the entry/exit is not in view add to a sense of physical privacy.<sup>242</sup>

## Guideline

Give residents a lockable private bedroom with control over keeping their room how they want it. This includes allowing for layouts that have at least two defined areas, including space to sit, keep plants, rearrange furniture, and decorate the room with personal items.



## Checklist

- 1 Where shared rooms exist, plan to reduce numbers towards single occupancy
- 2 Where shared rooms exist, ensure privacy can be maintained between bed areas 
- 3 Provide lockable, single bedrooms with an external window, 
- 4 Locate bedroom access off a corridor, not a communal room, and stagger entries for improved privacy and wayfinding
- 5 Locate bedrooms away from household entry, lifts, delivery areas and other noise
- 6 Avoid glazing in or beside doors, or barn doors that compromise privacy
- 7 Provide generous storage and open shelving for belongings and furniture
- 8 Provide discreet lockable storage for clinical supplies (gloves, medications, etc) 
- 9 Consider co-joining bedrooms to provide for couples, double beds, and shared rooms as suits the culture of residents
- 10 Ensure there is enough space to support manoeuvring equipment around a bed 

## Outcomes



A tall bookcase divider has been installed in the lounge outside **Anne's** room. This limits the view into her bedroom from the living area. After talking it over with **Eleesha**, her bed position has been changed so that the bed is against the wall. This makes her feel safer and she is still able to be helped out of the bed.

Eleesha is able to divert Sally and James from entering Anne's room by talking about the books in the bookcase. They have been going in less anyway because they can't see it so well from the living area.

## Guideline 2.8

# Ensuite Bathrooms

Each resident has their own private bathroom

### Scenario

Supported toileting and showering can be a stressful experience for many residents and staff.



**Bianca** has needed help showering for a few months. It was one reason she moved into the home. Her daughter was finding it increasingly hard to help. She has her own ensuite now, but not being able to see so well and being anxious about falling makes the whole exercise stressful. She cannot see where the toilet is and Eleesha has to help her with everything. It's embarrassing and after a shower she is exhausted. When her son visits, she never wants him to use the bathroom as she thinks there may be pads and gloves lying around.



Increasingly **Eleesha** finds Bianca doesn't want a shower, saying she is fine. She's not sure why, but many residents feel this way. She takes time to help her find the toilet.

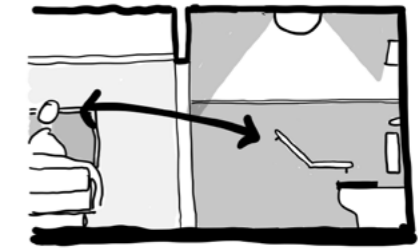
### Rationale

**Why this is important?** Provision of an ensuite is highly valued by people living in aged care settings.<sup>243</sup> Design of ensuite toilets and bathrooms was found to be one of the five main design flaws in surveyed aged care homes.<sup>244</sup> Ensuite bathrooms improve infection control, with poorer outcomes recorded during COVID-19 for residents using shared facilities.<sup>245</sup> Ensuites support clinical management especially if good storage is provided. Ensuites are linked with improved quality of life outcomes, hygiene, privacy, and dignity.<sup>246</sup>







**What makes a difference?** Providing a view of the toilet from the bedroom<sup>247</sup> (ideally from the bedhead) is an important cue supporting independent use of the toilet. Level access inside the ensuite, space for at least two staff to manoeuvre equipment, and well positioned grabrails supports comfortable use. Fixtures and fittings should be familiar and intuitive to use. They must be visible through good lighting and use of tonal contrast. Storage for personal items supports the recognisability of the room and independent use. Built-in storage for clinical items is important to reduce clutter, institutional appearance and to support clinical outcomes.<sup>248</sup>

### Guideline

Provide residents an ensuite bathroom containing a level access shower, wash basin, and toilet. There should be good storage, and the ability to personalise the room. Provide reinforcing to walls to allow grabrails and enough space for two people to assist a resident comfortably. All fixtures and fittings should be easy to see and intuitive to use.



### Checklist

- 1 Provide ensuite shower rooms to all bedrooms, working towards single occupancy if there are shared bathrooms
- 2 Where there are bathrooms shared by bedrooms ensure signage is very clear 
- 3 Provide open storage in the ensuite for resident's personal items
- 4 Provide discreet storage in the ensuite for clinical supplies (eg gloves, toilet rolls)  
- 5 Provide direct line of sight to the toilet pan from the bedhead where possible
- 6 Ensure key ensuite fixtures (door, toilet, basin, taps, toilet paper, and grabrails) are easy to see and intuitive to use 
- 7 Provide a nightlight in the bathroom, which can be turned on or off to suit individual needs
- 8 Provide space for two people to assist someone showering and toileting 
- 9 Install reinforcing in walls to support installation of grabrails and consider future ceiling hoist installation 

### Outcomes



The tiling behind the toilet was painted to make the cistern stand out and now **Bianca** can immediately see the shape of it when she goes in the room. There is a new cabinet with some open shelving for Bianca's products, and a cupboard for gloves and pads in one corner which keeps them out of the way.

Bianca's son brought in a painting of the Amalfi coast to hang on the bathroom wall for Bianca which reminds her of her summer holidays as a child and this gives them something to talk about when **Eleesha's** helping Bianca shower.

## Guideline 2.9

## Appropriate Furniture

Furniture looks domestic and is fit for purpose

## Scenarios

Furniture and fittings can make the difference between a place feeling like home and being easy to use, or feeling foreign and being disabling.



The dining room reminds **Bianca** a bit of her school canteen with those hard metal framed chairs and plastic table covers. She misses her heavy oak dining table and matching dining chairs with green velvet upholstery.



**Eleesha** finds the dining tables and chairs a bit lightweight, but they are easy to move, stack and to clean. The 'wipe clean' table covers are actually hard to clean because you can't wipe the whole surface and things drip down the side.

## Rationale

**Why is this important?** Appropriate furniture and domestic lighting is important to residents, supports their functional abilities, and provides comfort.<sup>249</sup> Residents and staff opinions can differ about furniture selection,<sup>250</sup> which therefore needs to consider ergonomics, work health and safety, and aesthetic familiarity. Furniture selections and placement both impact safety and dignity. For example, furniture that puts people lower to the ground, such as lower beds, has been shown to reduce falls,<sup>251</sup> but can also become a restraint. The research has identified that physical restraint of people who have a cognitive impairment does not actually reduce falls.<sup>252,253</sup>

**What makes a difference?** Personal items are significant with furniture identified as holding great emotional value to residents.<sup>254</sup> Residents may prefer the larger beds that they used at home, with single beds being unfamiliar to most adults.<sup>255</sup> Various suppliers specialise in fit for purpose furniture that has a domestic appearance. Simple things help, like furniture contrasting with its background,<sup>256</sup> being set up to support a particular scene, and being placed in a consistent arrangement to help someone recognise a room.<sup>257</sup> Specifying easily cleanable, non-porous fabrics also reduces infection risk.<sup>258</sup>



## Guideline

Provide robust, ergonomic furniture that is domestic and familiar. Furniture should help the resident recognise the room, and what is happening there. It should be easy to clean and maintain by staff.



Other considerations include staff having sufficient space to manoeuvre around beds, family having space to spend time in the bedroom, especially at end of life, and furniture never becoming a restraint, either through positioning or poor specification.

## Checklist

- 1 Arrange furniture to promote resident movement and engagement
- 2 Regularly review all furniture, fixtures and finishes and then repair, replace or clean any items which are broken or dirty
- 3 Provide furniture, finishes and fittings which are familiar to an older generation and a domestic style 
- 4 Use robust furniture and fittings which are not easy to dismantle or tip over, are easy to clean, and can be safely moved by staff
- 5 Ensure high touch point areas (handles, tops of chair backs and arms) are easy to clean 
- 6 Ensure handles and taps are easy to identify and use

## Outcomes



**Francine** organised some new timber dining chairs from an aged care supplier which has leather-look upholstery. It's easy to clean and looks much more dignified. They switched out the table covers for fabric ones that can go in the wash. They chose a dark green, which contrasts beautifully with the white crockery. **Bianca** loves the new look and has been keen to set the tables.

## Guideline 2.10

## Clinical Support

Care supports are well-placed and discreet

## Scenario

Increasing quantities of equipment, notices, and clinical paraphernalia provide unhelpful stimuli and reinforce an institutional environment.



**Charlie** often mistakes the nurses' station as a reception desk. It confuses him to have a reception desk in his home, this leads him to believe that he is at work rather than at his home.



**Dave** is often distracted when he is trying to write up notes or do handover in the nurses' station. It's quite noisy. He's also frequently distracted when residents want to interact.

## Rationale

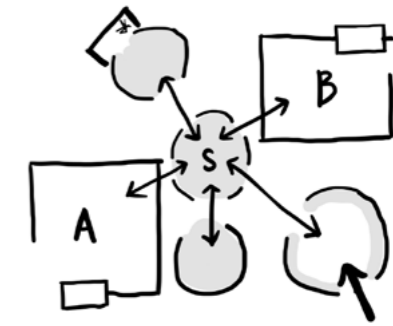
**Why is this important?** A high level of clinical care is needed to support people living in aged care homes. Call systems, signage, storage, and office space enable care and support allied health staff, but institutional clutter and noise reduce homeliness and can be dangerous (eg, PPE can become a choking hazard). While nurses' stations are a traditional feature, they can be overstimulating and create barriers between residents and staff.<sup>259,260,261</sup>

**What makes a difference?** Careful design and an aligned model of care can support a very high level of clinical care in an unobtrusive way. For example, handwashing stations can be made more discreet in corridor nooks while maintaining accessibility or using touch-free cupboards to support the requirement for robust hand hygiene (along with alcohol-based hand rubs).<sup>262,263,264</sup> Similarly models such as NSW's 'Hospital in the Home' provide excellent outcomes in a home environment,<sup>265</sup> this should be achievable within the aged care setting.

Highlighting resident doors<sup>266</sup> and concealing staff doors can improve independence and clarify the environment. Ensuring staff signage is small, consistently placed, and at high level supports staff without being intrusive. Provision of good lighting at the bedside and access to rooms for allied health services supports clinical care and team working. Storing medication securely in

## Guideline

Provide sufficient handwashing stations, equipment storage and other clinical supports close to where they are needed. However, locate these items discreetly and readily accessible by staff. Conceal the access to staff areas either in joinery or by matching doors to the surrounding walls. Where possible hide clinical space, PPE donning and doffing areas, and staff access routes. Locate staff work areas out of resident areas, ideally allowing easy access to those areas.



bedrooms can avoid hospital-like medication rounds, but must consider safety without overburdening staff. While expensive, provision of ceiling hoists in bedrooms could be a flexible and more dignified method of supporting people to transfer between bedrooms and ensuites, and more discreet and faster than using mobile hoists. Providing treatment rooms supports staff and reduces hospitalisations.<sup>267</sup>

## Checklist

- ① Avoid nurses' stations and hide or relocate offices, staff rooms, and meeting rooms
- ② Enclose existing nurses' stations to create private offices or convert to resident kitchens
- ③ Create discreet or domestic hand washing stations accessible to staff and visitors, with hands-free operation to avoid recontamination 
- ④ Store staff equipment and clinical supplies out of sight, with sufficient storage close to where it is needed 
- ⑤ Make doors to staff areas colour-matched with adjacent walls with discreet hardware
- ⑥ Provide a discreet donning/doffing station ideally outside the household 
- ⑦ Add rooms outside households for clinical procedures to suit allied health needs 
- ⑧ Consider ceiling hoists 

## Outcomes



The nurses' station has been turned into an enclosed office. **Dave** spends less time in there now, but when he is working there, he can completely focus on his work. It's more private for handover as well. Then when he's out in the household with **Charlie**, they are on more of an equal footing and Charlie is more relaxed. Sometimes Dave will do a bit of work out on the dining table and Charlie will look at one of his soccer magazines.

## Guideline 2.11

## Private Staffroom

A comfortable place for staff breaks is located away from resident areas

## Scenario

If there is no dedicated staff area, or it is located far away from the residents, then staff may take their breaks somewhere in the resident area. This can lead to reduced privacy for both the residents and staff.



**Charlie** feels as if Dave ignores him sometimes when he's in the garden. Dave is on his phone – Charlie is concerned that maybe he's talking to someone about him. When Charlie sees him in there, he will bang on the window to get his attention.



**Dave's** breaks are short, so he takes his breaks in the garden. He likes to listen to music and check in with his partner. He finds it hard not be distracted by Charlie though. Often, he needs to offload when he's having a hard shift. He would like to ride his bike to work, but there is currently nowhere he can store his gear, so he takes two buses in the morning.

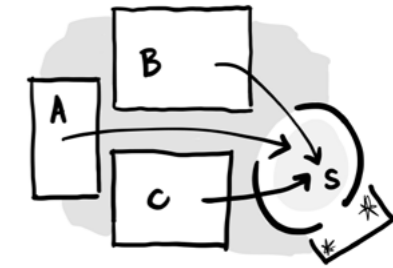
## Rationale

**Why is this important?** Dedicated staff areas are important for morale and reducing stress for staff.<sup>268</sup> Staff morale has been highlighted since the COVID-19 pandemic as being a priority area. Creating separate staff spaces also supports infection prevention and control.

**What makes a difference?** Separating staff rooms from resident areas, physically and acoustically, maintains the integrity of a resident area as a home. This reduces over-stimulation of residents and institutional clutter that accompanies staff areas,<sup>269</sup> and in the case of removing nurses' stations, made resident areas more welcoming, friendly, and comfortable.<sup>270</sup> Access to the staff space should not be via a resident area. Staff rooms with outdoor spaces are beneficial for staff. Staff space should include storage space such as mailboxes,<sup>271</sup> and clean, comfortable furniture with kitchen amenities.<sup>272</sup>

## Guideline

Provide staff with a private area away from their work. It should be located outside resident spaces, have a good lounge area and access to a private outdoor space. The area should be connected to a bathroom with shower facilities and a locker room with access for staff to enter and exit for rotation of their shift without entering resident areas.



## Checklist

- 1 Provide at least one dedicated staff room of a reasonable size located away from the resident area
- 2 Ensure the space is not accessed via a resident area
- 3 If the space is currently accessed via a resident area, relocate it or ensure that access is discreet
- 4 Make the space visually and acoustically private
- 5 Provide amenities here such as the ability to make hot drinks, toast, microwave food, wash up, toilet, shower, and store things securely
- 6 Provide a dedicated, private outdoor space connected to the main staff room with space to sit and eat
- 7 Provide technology that staff need such as wi-fi, charging points, TV, and a computer to use during breaks

## Outcomes





A new staff room was created close to the resident area which is private. It's not massive, but **Dave** appreciates having somewhere quiet and separate. Lockers were provided and a shower, so he can now bring his bike in the morning. He loves biking in, and this saves him half an hour in the morning, and everything is less of a juggle. The garden has been made more available for **Charlie** and others to use now that staff don't use it so much.

## Built examples and concepts

- 1 Concept design of a private bedroom that encourages residents to decorate the place where they live with furniture, artwork, and other objects from their lives
- 2 A small household with connected kitchen, dining and living areas of a domestic scale
- 3 A discreet handwash station
- 4 A space in the corridor as a discreet area where residents or staff could write, avoiding a clinical appearance



- 5 An open, functional domestic kitchen connected to the dining room with easy access outside
- 6 Domestic laundries in each household which lead out to the garden
- 7 Staff doors disguised and resident doors highlighted
- 8 Recognisable, private front doors to each household that lead to a vestibule



# Access the Outdoors



## Objective

To support people seeing, accessing and spending time outdoors in contact with nature

## Guidelines

- 3.1 Dedicated Outdoors
- 3.2 Garden Connections
- 3.3 Garden Verandahs
- 3.4 Garden Destinations
- 3.5 Clear Paths



## Principle 3

### Situation

People living in care homes typically spend very little time outdoors, despite the evidence-base linking access to outdoors to a range of health, psychological and social outcomes. Access to gardens and balconies contribute to maintaining fitness,<sup>273</sup> regulating circadian rhythms,<sup>274,275</sup> maintaining bone density, increasing social interaction,<sup>276</sup> increasing vitamin D levels,<sup>277,278</sup> reducing falls risk and agitation<sup>279</sup>, and improving outlook on life.<sup>280</sup> This is a cumulative positive effect hard to replicate in other ways.


Reduced mobility and independence often make it less likely that residents go outdoors. However, a risk averse culture is really significant,<sup>281</sup> with staff practice identified as the most important factor in determining whether residents use outdoor areas.<sup>282</sup>

Concerns about safety are often raised as a reason for not using gardens, but the risks involved with not going outdoors far exceed these.<sup>283</sup>

A clearly articulated model of care that promotes daily access to the outside for every resident is the first step in alleviating concerns about safety. Staff need to know that managers want residents to go outside and risk management strategies are in place to support this.

The physical environment can either help or hinder someone accessing outdoors. The Guidelines below work together to achieve this outcome. However, even a small change to satisfy one Checklist item will improve resident outcomes.

**Before** The garden itself is decorative, rather than a place that supports activity for individuals or small groups



### Desired Outcomes

This Principle aims to create outdoor spaces with few barriers to use. This requires good access, easy orientation, and an inviting set of purposeful activities. It aligns with Standard 4.1b of the final draft Strengthened Aged Care Quality Standards to enable 'older people to move freely both indoors and outdoors', and aims to limit restrictive practices in accordance with legislation.<sup>284</sup>

## Principle 3

### Guidelines

- 3.1 Dedicated Outdoors
- 3.2 Garden Connections
- 3.3 Garden Verandahs
- 3.4 Garden Destinations
- 3.5 Clear Paths

**After** The same garden has now been enhanced through introduction of shaded areas, planting, better pathways, connection to living spaces, and provision of outdoor activities



## Guideline 3.1

## Dedicated Outdoors

A personalised garden or balcony is dedicated to each household

## Scenario

Having a large undefined garden can make it harder for staff to confidently leave doors unlocked.



During meals in the dining room **Charlie** tends to become a little irritated and frustrated by excess noise. This has led to instances of him being verbally and physically aggressive towards fellow residents and staff.



**Dave** knows that going outdoors, where stimulation is more manageable, is often the best way to help Charlie relax. He would be able to eat his meals outside or take a walk, but currently the garden is shared by the whole home. Dave is concerned that if Charlie goes outside by himself, he may get stuck somewhere because the outdoor area is so large and undefined.

## Rationale

**Why is this important?** In most aged care homes, residents spend little time outdoors. Residents on upper levels are even less likely to go out on balconies or downstairs to gardens. Outdoor areas are often attractive, but are not set up to accommodate what residents want to do. In many homes, doors to the outside are kept locked.<sup>285</sup>

**What makes a difference?** If outdoor areas are immediately accessible, they provide a sense of autonomy and independence<sup>286,287</sup> important irrespective of age or cognitive abilities.<sup>288</sup> Having immediate access to an outdoor area has been shown to reduce agitation. Prominent fences can produce a sense of containment for some people.

Upper levels need balconies large enough to support activity. Access is supported when managers provide a clear approach to addressing risk through case management and careful balustrade selection. Residents should not be required to move between levels in order to access an outdoor area.

Shading and planting in outdoor areas can also help maintain comfortable temperatures, improve air quality, mitigate flood risk, help address heat risks, and reduce the heat island effect (temperature increases from large areas of hard ground surfaces).<sup>289,290</sup>

## Guideline

Provide a garden or balcony that is an extension of residents' living space, is safe and has opportunities for meaningful engagement. This requires it to be large enough to support the activities residents enjoy and set up appropriately. The space can be a simple, familiar back yard, balcony, or garden.<sup>291</sup> Fences should not make people feel imprisoned. Balcony balustrading height should not prevent people enjoying views, sunshine, or fresh air flow, while being safe and secure.



## Checklist

- 1 Provide a private outdoor area (a back yard, garden, or a balcony) for each household 
- 2 Plan activities that encourage use of outdoors and set up furniture and equipment inviting that use each day 
- 3 Provide a discreet, secure boundary fence, disguising staff access gates 
- 4 If the household is on an upper level, provide balustrading that permits good sunlight, views, and airflow
- 5 Ensure there is adequate accessible outdoor area for people of all abilities, but that it is not so large that someone could be in distress without others being aware 
- 6 Where existing building design does not allow immediate access outside, provide large openable windows or Juliette balconies to bedrooms and common areas
- 7 Plant selection should address risk of prickles, irritants, and leaf litter as hazards

## Outcomes



**Francine** carried out a risk assessment of the outdoor space with colleagues. A dedicated area of garden was created for **Charlie's** household. It is a good size, but not so large that he could get lost or confused. **Dave** feels much more confident to leave the door unlocked and for Charlie to go out whenever he wants. This has significantly reduced Charlie's feelings of frustration.

## Guideline 3.2

# Garden Connections

Connect living areas to outdoors by ensuring good lines of sight and easy, direct access

### Scenario

Complex environments can make it difficult for people to get to the garden. Some staff have concerns about their ability to supervise safety in a garden. These two factors hinder residents getting outdoors.



**Bianca** can see the garden from her bedroom window and likes the look of it, but she's not sure how to get there by herself. Bianca often asks Eleesha about going outside.



**Eleesha** tries to take Bianca for a walk through the gardens regularly, because she knows how much Bianca loves it, but there are so many other things to do that often it just isn't possible. Eleesha is worried that Bianca will fall without her knowing, because she is living with dementia with Lewy Bodies. The exit door is locked. It's easier for Eleesha to be able to see where Bianca is most of the time.

### Rationale


**Why is this important?** As previously outlined, access to the outdoors is essential. Staff are the most important factor determining usage of outdoor areas,<sup>292</sup> but often perceive risk as overriding all other considerations<sup>293,294</sup> The ability of staff to see an outdoor area increases the likelihood of them removing barriers to access.<sup>295</sup> If residents cannot see a garden, recognise a door, or see an easy route to get there, they are unlikely to be able to independently use the garden, particularly if they have dementia.<sup>296,297</sup>

**What makes a difference?** Physical factors promoting resident use of outdoors are visibility of gardens, the ability to find or use access doors,<sup>298</sup> the attractive appearance of gardens,<sup>299</sup> good door threshold design,<sup>300</sup> short distance to a garden, and high prevalence of doors being unlocked. This includes door handles being identifiable and door operation being easy.

Refer to guidelines in Principle 1 to ensure access routes address cognitive and physical impairments.

### Guideline

Support staff training, addressing safety concerns and working towards ensuring doors to the garden or balcony are operable. Ideally locate these adjacent to main living rooms. Maximise visibility, ensuring curtains are drawn back, and other barriers are removed. Doors to the outside must be visible, identifiable, and easily operated by residents. Remove level and tonal changes between the resident areas and outdoors.



### Checklist

- 1 Implement a policy to ensure doors to the outdoors are unlocked each day, promote staff education about the benefits of outdoor access, and address safety concerns 🍃
- 2 Provide fixings to hold back window coverings
- 3 Install a main swing door to each outdoor area that is easy to see and operate, can be latched open (or held open automatically) and has no raised threshold or level change 🍃
- 4 Consider installing additional large sliding, bi-fold or big outward opening doors which expand a room to the outdoors
- 5 Maximise good visibility of the garden from the main living areas 🍃
- 6 Consider creating small private gardens off bedrooms for less mobile people
- 7 Install a system on exit doors to silently alert staff when doors are opened 🍃
- 8 Consider enlarging the end of a corridor or dead-end into a sitting area for 2–3 people that links to the main household garden

### Outcomes



**Francine** organised for the garden fencing to be made safer. The door is now often latched open. Curtains and sheers are opened in the morning. The exit door has a reed switch alerting staff silently if the door is opened. **Bianca** can see the garden and the exit door now from the living area and is able to go out herself. She has been watering the plants and sitting in the sunshine near the door, where there is often a neighbourhood cat lounging. She is sleeping better, and is calmer during the day. **Eleesha** can now easily see the extent of the garden from the lounge area and the boundary is secure, so she feels more comfortable about Bianca going out alone. She is alerted on her pager if the door gets opened when she's not in the room.

## Guideline 3.3 Garden Verandahs

Shaded, sheltered areas are located just outside resident living areas

### Scenario

Older people find it easier to move outside if there is a shaded transition area which protects them from the elements.



**Bianca** is nervous about falling, having fallen a couple of times before. She will 'freeze' at times or not be able to control the speed of her walk or her balance. The wind can catch her off guard. She feels particularly concerned when she goes outside and is keen to always be with someone.



**Eleesha** is also worried about Bianca falling in the garden. There is not much seating in the garden. The weather can be unpredictable. She is concerned about it being too hot, cold, rainy or windy for Bianca.

### Rationale

**Why is this important?** One of the barriers which may limit someone comfortably accessing the outside is the glare or blindness experienced when entering or exiting the outdoors. This can be due to the ageing eye's reduced ability to adjust to changes in light levels, and other common eye conditions.<sup>301</sup>

Concern about unfavourable weather conditions can also be a barrier, making shade and shelter important.<sup>302</sup> The areas just outside building exits often encourage outdoor activity, but concerns over weather may result in staff preventing access.<sup>303</sup>




**What makes a difference?** Providing shaded areas immediately outside the exit door moderate bright sunshine, making it easier to transition. A sheltered area outside the door helps people venture outside to test the weather, stay longer if they would like, and come back in easily if conditions become less favourable. Areas that are close to the exit are easiest to use for someone with lower mobility who may find the distance to a garden destination is a barrier in itself.

## Guideline

Create sheltered areas immediately outside the doors to the garden. They should be large enough to support at least a small group sitting together around a table.



### Checklist

- ① Place outdoor furniture close to the door out to the garden from living rooms to support activity 
- ② Provide outdoor furniture that is familiar, robust, comfortable, and stable 
- ③ Set up for familiar activities (eg morning teas, potting, birdwatching) in these sheltered areas 
- ④ Construct shade and rain shelter outside the main living rooms to outdoor areas that is at least 1.8m deep
- ⑤ Integrate visible storage at the exits to the garden for hats, sunscreen, umbrellas, and blankets

### Outcomes



Some comfortable seats were put next to the door to the garden, and blankets and cushions in a box. A trellis screen and shade sail were put up close to the door to improve the shelter without disrupting the view. Sitting by the door gives **Bianca** a chance to rest and get used to the outside conditions before walking a little more. The seating makes it easier for her to see the way back inside. **Eleesha** is now more confident that Bianca can manage and encourages her to go outside more often.

### Guideline 3.4

## Garden Destinations

A variety of outdoor places support different and meaningful activities

### Scenario

If there isn't much to do outdoors it is unlikely that someone will want to spend much time there.



In **Bianca's** garden at home, there was a lot of activity - neighbours to chat to, lots of birds to watch, and jobs to do. The garden in the care home is by contrast very neat and tidy. She doesn't feel like there is anything for her to do and often feels restless.



It's difficult for **Eleesha** to know what to suggest for Bianca to do in the garden, even though it looks nice and is well maintained.

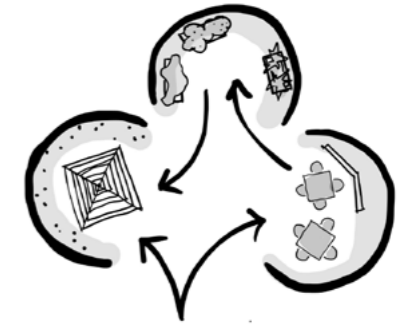
### Rationale

**Why is this important?** Studies show that activities are the equivalent of treatment for people living with dementia and are an essential part of dementia care for that reason.<sup>304</sup> Engaging in purposeful outdoor activities is motivating for people living with dementia,<sup>305</sup> with noted positive effects including improvements in mood, reduced depression, reduced agitation, and higher social interaction.<sup>306,307</sup> Outdoor activities provide positive sensory stimulation,<sup>308,309</sup> facilitate activities, and extend the range of options available to residents.<sup>310</sup>

**What makes a difference?** Providing different spaces for different uses helps residents find their way and engage in a variety of activities.<sup>311</sup> Variations in the size of areas for different activities can help orientate residents. This is also helped if the areas are understandable, differentiated, and if they provide good lines of sight between doors and destinations.<sup>312,313,314</sup> Simple paths should connect points of interest.<sup>315,316</sup> Each destination in the garden should be familiar, legible, distinctive, accessible, comfortable, and safe.<sup>317</sup>

### Guideline

Different residents will engage with different outdoor activities. Plan and set up outdoor places that match residents' interests. These might include morning tea, gardening, animal tending, or sport. Create areas that support these activities in the garden, ensuring a good path to each space, setting it up with furniture and familiar items, and keeping it clean and well maintained.



### Checklist

- 1 Set up at least three outdoor places for activities for people living in the household to comfortably spend an hour 🌍
- 2 Involve residents in decision-making about which outdoor activities to support 🌍
- 3 Prioritise domestic activities such as hanging out laundry, barbecuing, potting and dining 🌍
- 4 Furnish outdoor areas in a style familiar to residents, removing unrelated clutter 🌍
- 5 Provide benches, shade and shelter in the garden to protect residents and to identify destinations
- 6 Ensure that there is a clear pathway to each area and back into the building 🗺️
- 7 Provide resources for visiting children and grandchildren suited to the culture of the residents and their families
- 8 Provide quiet outdoor areas for contemplation relevant to cultural traditions of residents.

### Outcomes



Three areas were set up in the garden: a raised kitchen garden with **Bianca's** favourite herb (rosemary); a clothesline which has a line of sight to the domestic laundry; and a bird watching area with a bird bath and feeders.

Mid-morning Bianca can hang up the dishtowels and likes to watch the birds feeding or bathing. Another woman is able to identify all the birds. Bianca loves to roll the rosemary in her fingers. The scent really reminds her of her childhood. She's been telling **Eleesha** all about it. Eleesha can direct Bianca to different parts of the garden depending on how Bianca feels or what the weather is like.

## Guideline 3.5 Clear Paths

Garden paths are simple, have seating, and connect back into the building

### Scenario

Safe and clear pathways support navigation and movement.



**Anne** is very limited in her mobility. To access the garden, she requires someone to wheel her in her comfort chair. She is reliant on staff or volunteers taking her out. She spends most of her time in her room. Staff are concerned that increasingly Anne's mood is low.



**Eleesha** believes the paths in the garden are too narrow. She worries that Anne's chair might go over the small step at the edge. It is even harder if she needs to pass someone else. The dead end at the shed also makes it hard to turn the chair around.

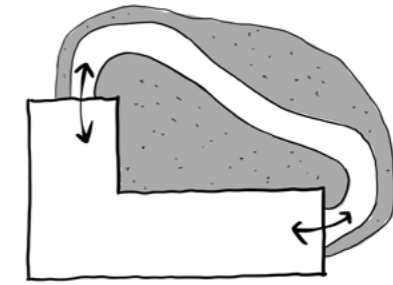
### Rationale

**Why is this important?** Most residents living in aged care have some form of mobility challenge and compromised vision which contribute to an increased likelihood of falls. Falls are rightly a major concern for residents, of whom one third will not recover from a significant fall.<sup>318</sup> Physical movement and anxiety about falls are affected by path width, safety, clarity, availability of regular seating, and mobility aids.<sup>319,320,321,322</sup>

**What makes a difference?** Well-designed paths for resident use are critical to the safety and accessibility of outdoor spaces. Paths must be simple in layout and wide enough for people using mobility aids, wheelchairs and comfort chairs. Eliminating clutter, trip hazards, overgrown planting, and tonal changes along the path promotes easy movement. Visible drainage channels and access panels should not be located in pathways. The edge of the path should be easy to see.<sup>323,324</sup> Pathways leading to potentially unsafe or locked areas such as maintenance gates should be discreet, for example by tonally matching adjacent surfaces. Providing seating and access to a toilet close to the pathway supports residents in using the outdoors. Signage can assist wayfinding, but is less effective than clear pathways and visible destinations.

## Guideline

Ensure that the paths around the outdoors are easy to see, simple in layout, and wide enough to suit different levels of mobility. Paths should be slip-resistant, even, well maintained, and free from clutter and changes in tonal contrast. There should be appropriate seating at regular intervals.



### Checklist

- 1 Connect doors that lead from buildings to garden destinations with direct paths
- 2 Remove clutter, obstructions, and overgrown planting from paths
- 3 Ensure paths are level, non-slip, and thresholds do not present a trip hazard 🇬🇧
- 4 Ensure that the colours of adjacent indoor and outdoor floor finishes are close in tone
- 5 Install min. 1.8m wide paths with visually clear edges, avoiding level changes
- 6 Disguise staff-only elements like service covers and maintenance gates, while ensuring WHS obligations are met
- 7 Provide seating places to sit along paths at maximum 8m intervals 🇬🇧
- 8 Configure pathways to return to living rooms or bedroom corridors
- 9 Signpost or create visibility to the nearest toilet or install an outdoor toilet if appropriate 🇬🇧
- 10 Avoid sharp corners and similar hazards


### Outcomes



The path has been widened and made more even. It now connects with a door leading to a bedroom corridor which is closer to **Anne's** bedroom. This makes it easier for a volunteer to take Anne directly outside without going through the main living area. There is new seating beside one of the widened areas so they can both sit together in the sunshine and relax.

Built examples and concepts

- 1 Concept design of an accessible garden set up for a range of meaningful activities
- 2 Covered areas providing shade, clear paths and comfortable seating
- 3 Concept design of a deck area supporting a range of small group activities



- 4 An attractive balcony space outside a bedroom
- 5 A lounge at the end of a corridor connects to the household back yard
- 6 Apartment-style balconies to living areas on each level

# Connect with Community

## Objective

To encourage people to connect with family, friends and community, continuing to participate in meaningful activities

## Guidelines

- 4.1 Neighbourhood Access
- 4.2 Community Hub
- 4.3 Easy Navigation to Households
- 4.4 Integrated Building Form



## Principle 4

### Situation

Then Minister for Aged Care, Ken Wyatt, reported that up to 40 percent of individuals in aged care homes never have visitors, presenting the real risk of isolation.<sup>325</sup> The Hon Mark Butler MP, Minister for Health and Aged Care, and Kate Swaffer, dementia advocate, both highlight the link between isolation and negative social attitudes towards ageing and dementia.<sup>326,327</sup>

For people living with dementia, social exclusion can begin at the point of diagnosis and escalate with a move into aged care. Whilst some are active in rebuilding social networks, challenging exclusionary practices and making use of neighbourhood resources, others report that their worlds became constricted, because families and friends would avoid them.

### Desired Outcomes

This Principle aims to create opportunities for residents to connect to each other socially within the larger home, to welcome and promote connection with families and friends, and to engage with social life in the local neighbourhood. It might involve site selection near a neighbourhood centre or incorporating a range of real, publicly-accessible amenities, such as a café or supermarket. For sites that are more isolated, aged care homes can create community hubs to provide a public space experience for residents of the home and as an opportunity to connect with local residents.

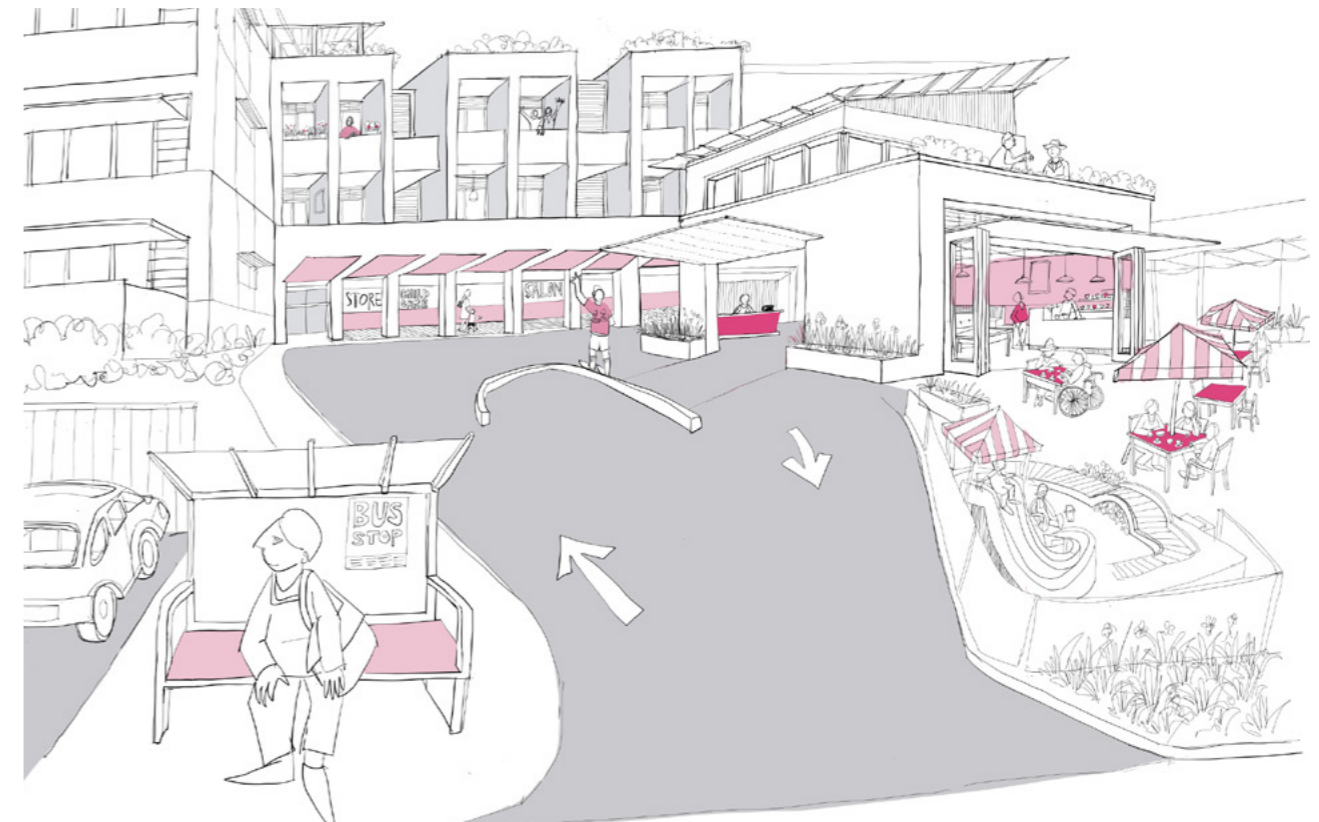
**Before** The care home below has a professional, hotel-like appearance that is not welcoming to locals



Site selection is a significant factor and is largely addressed by state planning strategies. However, changes to existing homes can create opportunities for a connection to local communities by developing 'public realm' spaces into existing buildings.

Connecting with community requires a model of care aligned with the design of the environment, such as a strategy to develop relationships with local community organisations and businesses to operate from the care home site.

**After** Changes to the building in the previous image have created opportunities for the service to provide welcoming services to the wider community



## Principle 4

### Guidelines

- 4.1 Neighbourhood Access
- 4.2 Community Hub
- 4.3 Easy Navigation to Households
- 4.4 Integrated Building Form

## Guideline 4.1

## Neighbourhood Access

Links to local cafés, shops, transport, and religious services are supported

## Scenario

Some aged care homes are situated in places isolated from community amenities. Links with existing local communities may not always be prioritised.



**Bianca** used to live in the local area. She went to the local Catholic church with her family. Occasionally they still come to take her, but it is getting harder for them to manage because the path to the carpark is long and tricky for Bianca with her walking frame. She doesn't like to be a trouble to them so she has stopped asking about it. This is another significant loss in her life which she is grieving.



**Eleesha** would like to support the family to take Bianca to church as she can see how it revives her, but she doesn't have much time to take Bianca out to the car herself, and the family are nervous about Bianca falling on the path without Eleesha's support.

## Rationale

**Why is this important?** Moving into residential aged care puts residents, particularly those living with dementia, at higher risk of stigma, exclusion, loneliness and boredom. One study reported<sup>328</sup> high social exclusion after diagnosis, with many losing friends, seeing less of family, and 'frozen out' by neighbours. Moving into care can amplify exclusion or can create opportunities to connect with local neighbourhood life, in contrast with the isolation they might have felt at home.

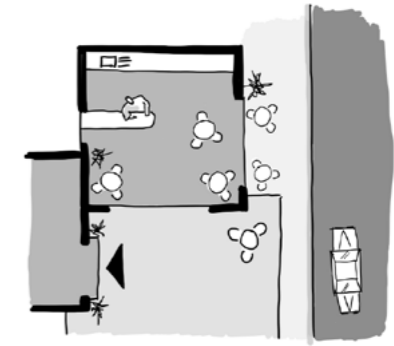
The move can mean a disconnection from the wider community with family and friends finding it hard to visit. People living in care homes need and want to continue to participate in community life. It is essential to mental and physical well-being.

**What makes a difference?** The primary factor supporting a resident to remain connected to a community is location, with most aged care homes beyond walking distance from town centres.<sup>329</sup> Ideally, a site should be near a neighbourhood centre or within a retirement or mixed community big enough to support shops and other life beyond an immediate household.

The proximity of shops within an easy walk can support independence.<sup>330,331</sup> Location near good transport routes is helpful to visits from family and friends and to support outings that contribute to a sense of independence.<sup>332,333</sup>






## Guideline

Where possible locate aged care home near neighbourhood centres. Entering the site should be easy due to accessible configuration.



Information technology can help maintain connections. During the pandemic, video conferencing supported maintaining connections with family and the community.

## Checklist

- 1 Provide cover, seating and lighting at entrances 
- 2 Connect with local neighbourhood groups to develop aligned services
- 3 Ensure the door entry system is easy to use for returning residents 
- 4 Provide sufficient car, bike and motorcycle parking 
- 5 Make end-of-trip facilities available for staff and visitors 
- 6 Consider ways that IT can be used to support social connections 
- 7 In planning new buildings, ensure the home is close to public transport and neighbourhood shops
- 8 Locate new homes within easy walking distance and in view of places of interest

## Outcomes



Manager **Francine** organised an additional drop-off space to be created out of part of the front garden that people were not really using. The paving in this area has been fixed up and the lighting is good. **Bianca** is able to go out fortnightly with her daughter. In addition, Francine liaised with Bianca's church and now in the training room they have set up a live stream of Mass for Bianca and others in the home. Now on the weeks that Bianca's daughter doesn't come or other holy days, they can celebrate Mass online with support of pastoral care staff.

Bianca loves going to church, meeting with friends and being part of her community again and she comes back singing.

## Guideline 4.2 Community Hub

Public spaces are available to residents and ideally also used by people living nearby

### Scenario

A good way to increase social interaction and reduce stigma is to provide places that are useful to both residents and people from the wider neighbourhood, bringing them together and enriching life for both groups.



**Anne** is becoming more withdrawn. She now rarely goes into the main part of the home. As her ability to communicate diminishes she is less able to say what she wants to do. She is beginning to not want to do anything.



**Eleesha** finds it hard to know what to offer Anne. Beyond taking her around the garden and sitting in the lounge, it is hard to think of ideas.

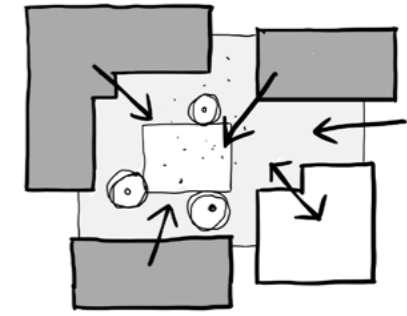
### Rationale

**Why is this important?** Older people have a right to participate in public life but this is often challenged by building design, stigma and increasing physical and cognitive challenges.<sup>334,335</sup> Infection control protocols established through the COVID-19 pandemic have further increased the disconnect. This often results in residents lacking access to routine outings essential to their lives, such as church, a walk to a café, or buying a paper.





**What makes a difference?** The decision to maintain or create a community connection needs to come from an operator's model of care, rather than research-validated reasoning.<sup>336</sup> A key strategy to supporting stronger engagement with family, friends and the community is the inclusion of shared community facilities on an aged care home's site. Examples of this might include cafés, supermarkets, a bistro, a church, childcare, a supermarket, a wellness centre, or clinical services that bring in people from the neighbourhood. This can be further enhanced by playgrounds, gardens and horticultural programs that encourage visitors of all generations.<sup>337</sup> The presence of children and animals has been identified as important for residents in care homes.<sup>338</sup> To be attractive, it needs to be accessible to locals without them having to sign into the home as visitor.

### Guideline

Create public amenities inside or adjacent to the care home. Make these easily visible from the both the street and the resident area. Co-develop such amenities with local institutions, such as places of worship, grocery stores, cafés, social clubs, and childcare facilities.



### Checklist

- 1 Determine whether existing spaces in the home could be shared with the public 
- 2 Provide a community hub of relevant public facilities (eg, a shop, café, club meeting rooms, gym equipment, hairdresser, or pub) 
- 3 Locate the community hub near the home entry, considering possible access to the public
- 4 Provide baby change facilities and play equipment near the main entrance
- 5 Provide a place for a family gathering or religious service outside the household 
- 6 Provide wheelchair and mobility scooter storage and charging points 
- 7 Provide charge points and wi-fi for resident, visitor and staff use throughout the building
- 8 Provide an additional room, or sufficient space within bedrooms, for family to stay with a loved one overnight if needed

### Outcomes



There is no café in the area, so **Francine** organised a coffee cart to visit the home for half an hour on Tuesday afternoons. It is a real event in the week now. It coincides with school opposite finishing so some of the parents and the kids linger around. Francine also bought a seesaw and is working on a slide so that the kids can play on the front lawn too. They've set up some tables and chairs there.

Last week **Eleesha** brought **Anne** and **Bianca** down and several other residents came along independently. Anne was completely absorbed in watching the kids running around and one little girl brought her a flower unprompted.

### Guideline 4.3

## Easy Navigation to Households

Routes between street entry, community hubs and households are easy to follow

### Scenario

Building entries are often designed to be identifiable from the street. The street entry provides the best location for a community hub. However, there is often a convoluted path to reach resident household areas.



**Bianca** has been enjoying going to the coffee cart with Eleesha and Anne on a Tuesday, but is reliant on Eleesha being with her. Bianca can use the lift okay herself. She knows what to do when she gets there. But it's finding her way to and from it that is the problem.



**Eleesha** feels like Bianca could almost get to the coffee cart by herself. There is a small hair salon near the main entrance. Similarly, while she has always needed help to find the salon, it would be amazing if she could manage herself. That would help Bianca's sense of independence and give Eleesha more time.

### Rationale

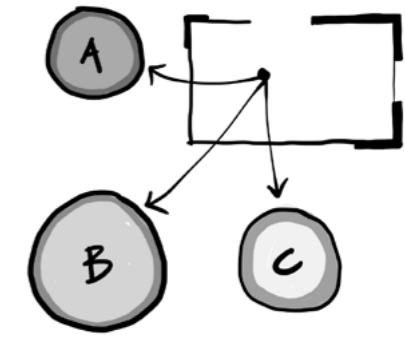
**Why is this important?** Easy access, simple layouts and good pathways from the home entry to households is important for visitors and residents. Often the routes are convoluted and rely on prior knowledge or extensive signage.

Community hubs are also often located at the entry. Length of route is a key barrier to residents getting to the hub without substantial staff support and time.



**What makes a difference?** The Design Guidelines relating to circulation and orientation are relevant. These include minimising path length, simple configuration,<sup>339</sup> ensuring adequate path width, providing good lines of sight along the route,<sup>340</sup> highlighting the doorways, reducing clutter along the route,<sup>341</sup> providing good lighting,<sup>342</sup> and ensuring floor finishes are safe.

### Guideline

Create easy-to-follow routes between households and those places in the home that residents like to visit.



### Checklist

- 1 Use familiar landmarks at key decision points, and clear signage where navigation is more complex 
- 2 Review the pathway from the home entry to the households and implement improvements
- 3 Create easy navigation between household entrances and other destinations through good visibility and simple layout
- 4 Provide a help point or reception desk which is visible from the main entry to the home
- 5 Create a distinctive, domestic entrance to each household which reflects the culture of the residents who live there 
- 6 Avoid using hard surfaces in reception areas to reduce echo

### Outcomes



**Bianca's** household entrance was made much more like a front door – a strong colour with timber beading. The name of the household 'Banksia' was mounted on the door in a traditional manner, and a decorative olive tree in a large cream and blue ceramic pot placed beside the door. Lighting was improved in the circulation areas and the wall with the lift doors on it were cleared of all notices to ensure they stood out. On the ground floor, a clear sign to the salon and the coffee cart were put on a wall directly opposite the lift and a luxurious-looking waiting chair placed outside the salon as a landmark. The door to the salon is open and the smells of hair product waft out.

Bianca can see the chair as she walks away from the lift. After a few times following this route with **Eleesha** emphasising the signage and the landmarks, this has helped Bianca find the Salon on her own. The way back is trickier, but when they arrive at Banksia together, Bianca will say 'Here we are!'

## Guideline 4.4

# Integrated Building Form

Building form is consistent with the character of buildings in the neighbourhood

### Scenario

When an aged care home looks out of place in the local neighbourhood, it can create negative feelings among neighbours and residents.



**Charlie** has one son who often visits, but his younger brother finds it difficult. The younger son has found it hard to cope with his dad living with frontotemporal dementia. The building itself stands out in the neighbourhood as a clinical facility. He finds it intimidating and depressing to visit. He came once when his dad first moved in, but hasn't been back.



When they first came to the home, **Francine** tried to encourage Charlie's sons to visit frequently, but she appreciates that it's not for everyone. Aged care homes can be confronting.


### Rationale

**Why is this important?** While a lack of community contact reinforces the institutional nature of care homes,<sup>343</sup> building style can emphasise stigma and unfamiliarity of the home.

**What makes a difference?** Residential entries and elements, discreet fences, and a residential building morphology all reinforce an aged care home being part of the surrounding community. This reinforces the message that residents are valid and valued citizens.

## Guideline

Ensure that the form of buildings relates to other buildings in the neighbourhood through building mass, articulation of facades, surface finishes, the use of green space between a building and the street. Include other features that are common to the neighbourhood and surrounding buildings.



### Checklist

- ① The entry has clearly visible, legible signage, but is not heavily branded
- ② The building frontage fits into the local neighbourhood both in terms of scale and style
- ③ The building setback is consistent with other buildings in the street
- ④ Where the building is a contrasting scale or style to the neighbourhood, create welcoming spaces at the entry (refer to Community Hub Guideline)
- ⑤ Reduce visibility of delivery entrances, carparks, security fencing and other institutional features from the street

### Outcomes



**Francine** organised for more residential-style signage for the entrance and for some planting to be put in front of the security fencing to soften the entrance and match the surrounding nature strips. This makes the building look more like a block of apartments rather than an aged care home.

The home tidied up the entrance area, removing many of the notices from the glazed doors and put some comfortable seats and a piece of artwork next to the reception desk. The nurse call system is now silent, linked to pagers that staff carry.

**Charlie's** son encouraged his brother to visit again, and this time he found it easier overall to come to terms about his dad living there.

## Built examples and concepts

- 1 Concept design of a garden courtyard connecting a group of small households within a care home
- 2 Concept design of shops and other community spaces at the entry to a care home supporting a strong connection to the neighbourhood
- 3 A generous plaza designed to resonate with the Italian heritage of many of the residents



- 4 Concept design of a welcoming café hub, providing an easy place to socialise
- 5 A café located close to the entrance is open seven days a week to residents and visitors
- 6 A beautiful Greek Orthodox chapel close to the entrance allows residents to take part in Mass in a dignified way



# Glossary

This glossary only covers terms with a general meaning, that are given a specific meaning in this document. Terms are listed in order of frequency, rather than alphabetically.

## Spatial terms

**Home:** A place where someone feels they belong and which in some sense belongs to them, a place where they have agency and a sense that all is well.

**Household:** Part of the resident area configured as a home for up to 15 residents.

**Resident area:** Those parts of the aged care home in which residents usually live, including lounge, dining areas, plus any domestic amenities such as kitchens or laundries, bedrooms and associated circulation spaces.

**Aged care home:** An organisation, together with its facility, that is a permanent home to older people, once they cannot be cared for at home.

**Community hub:** Where present, an area such as a café used by both residents and people outside.

**Tonal contrast:** The difference in tone (or light reflectance value) between two surfaces. Tonal values range is measured on a scale between 0 and 100, with 0 being notional pure black and 100 being notional pure white.

## People terms

**Resident:** A person living in an aged care home.

**Visitor or family member:** People from outside the aged care home who come to visit a resident.

**Staff:** The people who work at the aged care home.

**Care worker:** Those staff devoted to the in-person care of residents.

# Photo Credits

## Pages 34–35

- 1 HammondCare Darlinghurst
- 2 Australian Unity Campbell Place Aged Care
- 3 Walter&Walter\*
- 4 Anglicare Goodwin Gardens
- 5 LM2A with Super Natural\*
- 6 Australian Unity Racecourse Grange
- 7 HammondCare Sinclair Cottage
- 8 Opal Glenmore Park

## Pages 62–63

- 1 CultivAR + Wild Studio \*
- 2 Benetas Heidelberg
- 3 Australian Unity
- 4 Anglicare Oran Park
- 5 VMCH Lady Lourdes
- 6 Harbison Burradoo
- 7 HammondCare Wahroonga
- 8 Harbison Burradoo

## Pages 78–79

- 1 Mark Boffa, Guruge Ruwani Dharmasiri, Pulasthi Wijekoon, Jana Osvald and Julie Ockerby\*
- 2 Opal Narrabeen Glades
- 3 Jacqueline Bartholomeusz, David Sutherland, Lorraine Calder, and Oculus\*
- 4 Wintringham Eunice Seddon Home
- 5 HammondCare The Pines
- 6 Opal Glenmore Park

## Page 92–93

- 1 Other Architects, Openwork, Andy Fergus and Alicia Pozniak, image by Louis Horne and Colby Vexler\*
- 2 T&Z Architects + Aspect Studios\*
- 3 Scalabrini The Village
- 4 Monash Urban Lab with NMBW Architecture Studio, BoardGrove Architects, BLOXAS and Glas Landscape Architects\*
- 5 Uniting Aldersgate Haberfield
- 6 St Basil's Randwick

## Page 65

Opal Bathurst Riverview

\* In 2023, the Commonwealth Department of Health and Aged Care launched the 'Reimagining where we live' aged care design ideas competition to test and promote awareness of the draft National Aged Care Design Principles and Guidelines. The images marked above were prepared by architects and designers who entered the competition.

Images not listed above are from iStock

# References

- 1 Dementia Australia (2021) Dementia Language Guidelines, July 2021.
- 2 Cunningham C, Macfarlane S and Brodaty H (2019) Language paradigms when behaviour changes with dementia: #BanBPSD. *International Journal of Geriatric Psychiatry*, Vol.34, No.8, pp.1109-13.
- 3 Royal Commission into Aged Care Quality and Safety (2021) Final Report - Volume 1: Summary and Recommendations. Commonwealth of Australia.
- 4 Australian Government Aged Care Quality and Safety Commission (2021) Standard 5. Organisation's service environment. Available from: <https://www.agedcarequality.gov.au/providers/standards/standard-5> [accessed 1 Feb 2023].
- 5 United Nations (1991) United Nations Principles for Older Persons. Available from: <https://www.ohchr.org/en/instruments-mechanisms/instruments/united-nations-principles-older-persons> [accessed 1 Feb 2023].
- 6 Fleming R and Bowless J (1987) Units for the confused and disturbed elderly: Development, design, programming and evaluation. *Australian Journal on Ageing*, Vol.6, No.4, pp.25-8.
- 7 Fleming R and Bennett KA (2018) Environmental Design Resources. Wollongong: Dementia Training Australia, University of Wollongong.
- 8 Fleming R and Bennett KA (2014) Key principles for improving healthcare environments for people with dementia. Chatswood, NSW: Aged Health Network, Agency for Clinical Innovation.
- 9 Judd S, Marshall M and Phippen P (Eds.) (1998) Design for Dementia. London: Journal of Dementia Care.
- 10 Pollock A and Marshall M (Eds.) (2012) Designing outdoor spaces for people with dementia. Stirling, Scotland: Hammond Press.
- 11 Calkins M, Brillier SH, Proffitt MA, Perez K, Marsden JP, (2001) Creating successful dementia care settings (Vols. 1-4) Baltimore: Health Professions Press, Inc.
- 12 Australian Institute of Health and Welfare (2022) Dementia in Australia. Available from: <https://www.aihw.gov.au/reports/dementia/dementia-in-aus/contents/aged-care-and-support-services-used-by-people-with-dementia/residential-aged-care> [accessed 1 Feb 2023].
- 13 Eagar K, McNamee J, Kobel C, et al. (2019) Modelling the impact of the AN-ACC in Australia. The Resource Utilisation and Classification Study: Report 4. Wollongong, NSW: Australian Health Services Research Institute, University of Wollongong.
- 14 Morris D, Grootemaat P, Loggie C, et al. (2023a) Final report on the development of the draft National Aged Care Design Principles and Guidelines: Evidence Review. Wollongong, NSW: Centre for Health Service Development, Australian Health Services Research Institute, University of Wollongong.
- 15 Australian Government Department of Health and Aged Care (2022) Aged Care Design Standards consultation outcomes. Available from: <https://agedcareengagement.health.gov.au/blog/aged-care-design-standards-consultation-outcomes/> [accessed 1 Feb 2023].
- 16 Morris D, Thompson C, Westera A, et al. (2023b) Final report on the development of the draft National Aged Care Design Principles and Guidelines: Stakeholder Consultation Report. Wollongong, NSW: Centre for Health Service Development, Australian Health Services Research Institute, University of Wollongong.
- 17 United Nations (2006) Convention on the Rights of Persons with Disabilities. Treaty Series, Vol.2515, p.3.
- 18 Steele L, Carr R, Swaffer K, et al. (2020) Human rights and the confinement of people living with dementia in care homes. *Health and Human Rights*, Vol.22, No.1, pp.7-19.
- 19 Orthia L, McCallum J, Hosking D, Maccora J and Krasovitsky M (2021) Co-designing aged care: Views of 4,562 older Australians. Australia: National Seniors Australia and EveryAGE Counts.
- 20 Australian Government Department of Health and Aged Care (2022) Multi-Purpose Services (MPS) Program. Available from: <https://www.health.gov.au/our-work/multi-purpose-services-mps-program> [accessed 1 Feb 2023].
- 21 Australian Government Department of Health and Aged Care (2023) National Aboriginal and Torres Strait Islander Flexible Aged Care Program. Available from: <https://www.health.gov.au/our-work/national-aboriginal-and-torres-strait-islander-flexible-aged-care-program> [accessed 1 Feb 2023].
- 22 Cleary TA, Clamon C, Price M, et al. (1988) A reduced stimulation unit: effects on patients with Alzheimer's disease and related disorders. *Gerontologist*, Vol.28, No.4, pp.511-4.
- 23 Day K, Carreon D and Stump C (2000) The therapeutic design of environments for people with dementia: a review of the empirical research. *Gerontologist*, Vol.40, No.4, pp.397-416.
- 24 Kearney AR and Winterbottom D (2006) Nearby nature and long-term care facility residents. *Journal of Housing For the Elderly*, Vol.19, No.3-4, pp.7-28.
- 25 van Hoof J, Kort HS, van Waarde H, et al. (2010) Environmental interventions and the design of homes for older adults with dementia: an overview. *American Journal of Alzheimer's Disease and Other Dementias*, Vol.25, No.3, pp.202-32.
- 26 Passini R, Pigot H, Rainville C, et al. (2000) Wayfinding in a nursing home for advanced dementia of the Alzheimer's type. *Environment and Behavior*, Vol.32, No.5, pp.684-710.
- 27 Pittet D, Allegranzi B, Sax H, et al. (2006) Evidence based model for hand transmission during patient care and the role of improved practices. *The Lancet Infectious Diseases*, Vol.6, No.10, pp.641-52.
- 28 Boyce J and Pittet D (2002) Guideline for hand hygiene in health-care settings: Recommendations of the Healthcare Infection Control Practices Advisory Committee and the HICPAC/SHEA/APIC/IDSA Hand Hygiene Task Force. *Infection Control and Hospital Epidemiology*, Vol.23, No.5, pp.S3-S40.
- 29 Pollock R (2021) Acoustics in Aged Care: Optimising environments for older people and people with dementia. Sydney, NSW: HammondCare.
- 30 Ibid.
- 31 Cleary, et al. (1988), op. cit.
- 32 Lawton MP, Fulcomer M and Kleban MH (1984) Architecture for the mentally impaired elderly. *Environment and Behavior*, Vol.16, No.6, pp.730-57.
- 33 Edvardsson D and Nay R (2009) Acute care and older people: Challenges and ways forward. *Australian Journal of Advanced Nursing*, Vol.27, No.2, pp.63-9.
- 34 Chaudhury H, Cooke HA, Cowie H, et al. (2017) The influence of the physical environment on residents with dementia in long-term care settings: A review of the empirical literature. *Gerontologist*, Vol.58, No.5, pp.e325-e337.
- 35 Cohen-Mansfield J and Werner P (1995) Environmental influences on agitation: An integrative summary of an observational study. *American Journal of Alzheimer's Care and Related Disorders & Research*, Vol.10, No.1, pp.32-9.
- 36 Marquardt G, Bueter K and Motzek T (2014) Impact of the design of the built environment on people with dementia: an evidence-based review. *HERD*, Vol.8, No.1, pp.127-57.
- 37 Garre-Olmo J, López -Pousa S, Turon-Estrada A, et al. (2012) Environmental determinants of quality of life in nursing home residents with severe dementia. *Journal of the American Geriatrics Society*, Vol.60, No.7, pp.1230-6.
- 38 Joosse LL (2012) Do sound levels and space contribute to agitation in nursing home residents with dementia? *Research in Gerontological Nursing*, Vol.5, No.3, pp.174-84.
- 39 Cohen-Mansfield and Werner (1995), op. cit.
- 40 Pollock (2021), op. cit.
- 41 Garre-Olmo, et al. (2012), op. cit.
- 42 Nelson J (1995) The influence of environmental factors in incidents of disruptive behaviour. *Journal of Gerontological Nursing*, Vol.21, No.5, pp.19-24.
- 43 Brush JA, Meehan RA and Calkins MP (2002) Using the environment to improve intake for people with dementia. *Alzheimer's Care Today*, Vol.3, No.4, pp.330-8.
- 44 Moore KJ, Hill KD, Robinson AL, et al. (2011) The state of physical environments in Australian residential aged care facilities. *Australian Health Review*, Vol.35, No.4, pp.412-7.
- 45 Benbow W (2013) Lighting and noise design in dementia care facilities: An evidence-based checklist. *Canadian Nursing Home*, Vol.24, No.3, pp.4-10.
- 46 Houston A and Houston D (2016) In their own words. *Australian Ageing Agenda*, No. Jul/Aug 2016, pp.46.
- 47 McNair D, Pollock R and Cunningham C (2018) Enlighten: Lighting for older people and people with dementia. Sydney, NSW: HammondCare Media.
- 48 Victorian Department of Health (2016) Light levels. Available from: <https://www.health.vic.gov.au/dementia-friendly-environments/light-levels> [accessed 2 Feb 2023].
- 49 Black A and Wood J (2005) Vision and falls. *Clinical and Experimental Optometry*, Vol.88, No.4, pp.212-22.
- 50 Allan LM, Ballard CG, Rowan EN, et al. (2009) Incidence and prediction of falls in dementia: a prospective study in older people. *PLoS One*, Vol.4, No.5, pp.e5521.
- 51 Ancoli-Israel S, Gehrman P, Martin JL, et al. (2003) Increased light exposure consolidates sleep and strengthens circadian rhythms in severe Alzheimer's disease patients. *Behavioral Sleep Medicine*, Vol.1, No.1, pp.22-36.
- 52 Konis K (2018) Field evaluation of the circadian stimulus potential of daylight and non-daylight spaces in dementia care facilities. *Building and Environment*, Vol.135, pp.112-23.
- 53 McNair, et al. (2018), op. cit.
- 54 Blume C, Garbazza C and Spitschan M (2019) Effects of light on human circadian rhythms, sleep and mood. *Somnologie*, Vol.23, No.3, pp.147-56.
- 55 Garre-Olmo, et al. (2012), op. cit.
- 56 Beauchemin KM and Hays P (1996) Sunny hospital rooms expedite recovery from severe and refractory depressions. *Journal of Affective Disorders*, Vol.40, No.1-2, pp.49-51.
- 57 Carrick AL, Sloane PD, Williams CS, et al. (2010) Impact of ambient bright light on agitation in dementia. *International Journal of Geriatric Psychiatry*, Vol.25, No.10, pp.1013-21.
- 58 Benbow (2013), op. cit.

- 59 Netten A (1989) The effect of design of residential homes in creating dependency among confused elderly residents: A study of elderly demented residents and their ability to find their way around homes for the elderly. *International Journal of Geriatric Psychiatry*, Vol.4, No.3, pp.143-53.
- 60 McNair, et al. (2018), op. cit.
- 61 Westland S (2017) Does colour really affect our mind and body? A professor of colour science explains. *The Conversation*, 26 September 2017.
- 62 Koss E and Gillmore G (1998) Environmental interventions and functional ability of AD patients. In Vellas B, Fitten F, G F, (eds). *Research and practice in Alzheimer's disease*. New York: Springer. p 185-93.
- 63 Hadjri K, Faith V and McManus M (2012) Designing Dementia Nursing and Residential Care Homes. *Journal of Integrated Care*, Vol.20, No.5, pp.322-40.
- 64 Westera A, Snoek M, Duncan C, et al. (2019) The AN-ACC assessment model. The Resource Utilisation and Classification Study: Report 2. Wollongong, NSW: Australian Health Services Research Institute, University of Wollongong.
- 65 Caspi E (2014) Wayfinding difficulties among elders with dementia in an assisted living residence. *Dementia*, Vol.13, No.4, pp.429-50.
- 66 Morris, et al. (2023b), op. cit.
- 67 Marquardt G and Schmiege P (2009) Dementia-friendly architecture: Environments that facilitate wayfinding in nursing homes. *American Journal of Alzheimer's Disease and Other Dementias*, Vol.24, No.4, pp.333-40.
- 68 Caspi (2014), op. cit.
- 69 Ibid.
- 70 Passini, et al. (2000), op. cit.
- 71 Chaudhury, et al. (2018), op. cit.
- 72 Caspi (2014), op. cit.
- 73 Fleming and Bowless (1987), op. cit.
- 74 Marquardt G (2011) Wayfinding for people with dementia: A review of the role of architectural design. *HERD*, Vol.4, No.2, pp.75-90.
- 75 Morgan DG and Stewart NJ (1999) The physical environment of special care units: Needs of residents with dementia from the perspective of staff and family caregivers. *Qualitative Health Research*, Vol.9, No.1, pp.105-18.
- 76 Marquardt and Schmiege (2009), op. cit.
- 77 Marquardt (2011), op. cit.
- 78 Australian Institute of Health and Welfare (2022) Falls in older Australians 2019–20: hospitalisations and deaths among people aged 65 and over. Available from: <https://www.aihw.gov.au/reports/injury/falls-in-older-australians-2019-20-hospitalisation/> [accessed 2 Feb 2023].
- 79 Rudolph JL, Zanin NM, Jones RN, et al. (2010) Hospitalization in community-dwelling persons with Alzheimer's disease: frequency and causes. *Journal of the American Geriatrics Society*, Vol.58, No.8, pp.1542-8.
- 80 Allan, et al. (2009), op. cit.
- 81 Simpson AH, Lamb S, Roberts PJ, et al. (2004) Does the type of flooring affect the risk of hip fracture? Age and Ageing, Vol.33, No.3, pp.242-6.
- 82 Jonsson O, Östlund B, Warell A, et al. (2014) Furniture in Swedish nursing homes: A design perspective on perceived meanings within the physical environment. *Journal of Interior Design*, Vol.39, No.2, pp.17-35.
- 83 Kwok T, Bai X, Chui MY, et al. (2012) Effect of physical restraint reduction on older patients' hospital length of stay. *Journal of the American Medical Directors Association*, Vol.13, No.7, pp.645-50.
- 84 Capezuti E (2004) Minimizing the use of restrictive devices in dementia patients at risk for falling. *Nursing Clinics of North America*, Vol.39, No.3, pp.625-47.
- 85 Lu Z (2010) Investigating walking environments in and around assisted living facilities: A facility visit study. *HERD*, Vol.3, No.4, pp.58-74.
- 86 Poulos C, Kelly J, Chapman R, et al. (2012) Review of current seating practices in supporting people living with dementia in residential aged care – a pilot study. Brisbane, Queensland: Dementia Collaborative Research Centres.
- 87 Wagland and Peachment (1997) Chairs: guidelines for the purchase of lounge, dining and occasional chairs for elderly long term residents.
- 88 Blackler A, Brophy C, O'Reilly M, et al. (2018) Seating in aged care: Physical fit, independence and comfort. *SAGE Open Medicine*, Vol. 6, pp.2050312117744925.
- 89 Ibid.
- 90 Morris, et al. (2023b), op. cit.
- 91 Marshall M (2019) Toilet Talk: Accessible Design for People with Dementia. Hammond Care, editor.
- 92 Hadjri, et al. (2012), op. cit.
- 93 Namazi KH and Johnson BD (1991) Environmental effects on incontinence problems in Alzheimer's disease patients. *American Journal of Alzheimer's Care and Related Disorders & Research*, Vol.6, No.6, pp.16-21.
- 94 van Hoof, et al. (2010), op. cit.
- 95 Morris, et al. (2023b), op. cit.
- 96 OzSAGE (2021) Safe Indoor Air (Ventilation): Recommendations, Version 1.02.
- 97 Pollock A (2021) A Breath of Fresh Air. Sydney, NSW: HammondCare.
- 98 Bentayeb M, Norback D, Bednarek M, et al. (2015) Indoor air quality, ventilation and respiratory health in elderly residents living in nursing homes in Europe. *European Respiratory Journal*, Vol.45, No.5, pp.1228-38.
- 99 Standards Australia (1991) The use of mechanical ventilation and air-conditioning in buildings: Part 2 - Mechanical ventilation for acceptable indoor-air quality. Homebush, NSW: Standards Australia.
- 100 National Construction Code (2022) Building Code of Australia: Volume One – Class 2 to 9 buildings Part F6, Light and Ventilation. Canberra: Australian Building Codes Board.
- 101 Atkinson J, Chartier Y, Pessoa-Silva CL, et al. (Eds.) (2009) Natural ventilation for infection control in health care settings. Geneva: World Health Organization.
- 102 Ulrich RS, Zimring C, Zhu X, et al. (2008) A review of the research literature on evidence-based healthcare design. *HERD*, Vol.1, No.3, pp.61-125.
- 103 Morris, et al. (2023b), op. cit.
- 104 Cohen-Mansfield and Werner (1995), op. cit.
- 105 Tartarini F, Cooper P, Fleming R, Batterham M. Indoor Air Temperature and Agitation of Nursing Home Residents With Dementia. *Am J Alzheimers Dis Other Dement*. 2017 Aug;32(5):272-281. doi: 10.1177/1533317517704898. Epub 2017 Apr 21. PMID: 28429641.
- 106 Tartarini, Federico, Paul Cooper, and Richard Fleming. "Thermal perceptions, preferences and adaptive behaviours of occupants of nursing homes." *Building and Environment* 132 (2018): 57-69.
- 107 Leung M, Wang C and Famakin IO (2021) Integrated model for indoor built environment and cognitive functional ability of older residents with dementia in care and attention homes. *Building and Environment*, Vol.195, pp.107734.
- 108 Coates L, van Leeuwen J, Browning S, et al. (2022) Heatwave fatalities in Australia, 2001–2018: An analysis of coronial records. *International Journal of Disaster Risk Reduction*, Vol.67, pp.102671.
- 109 Tartarini F, Cooper P, Fleming R, et al. (2007) Indoor air temperature and agitation of nursing home residents with dementia. *American Journal of Alzheimer's Disease and Other Dementias*, Vol.32, No.5, pp.272-81.
- 110 Taylor J, Sims J and Haines TP (2014) Quality mobility care in nursing homes: A model of moderating and mediating factors to guide intervention development. *Research in Gerontological Nursing*, Vol.7, No.6, pp.284-91.
- 111 Kearney and Winterbottom (2006), op. cit.
- 112 Charras K, Bebin C, Lulier V, et al. (2020) Designing dementia-friendly gardens: A workshop for landscape architects. *Innovative Practice*. *Dementia*, Vol.19, No.7, pp.2504-12.
- 113 Stull JW, Hoffman CC and Landers T (2018) Health Benefits and Risks of Pets in Nursing Homes: A Survey of Facilities in Ohio. *Journal of Gerontological Nursing*, Vol.44, No.5, pp.39-45.
- 114 Hannink N (2020) Pets and Australians: Who has what? Available from: <https://pursuit.unimelb.edu.au/articles/hilda-pets-and-australians-who-has-what> [accessed 2 Feb 2023].
- 115 Charras, et al. (2020), op. cit.
- 116 Igarashi M, Song C, Ikei H, et al. (2015) Effect of stimulation by foliage plant display images on prefrontal cortex activity: a comparison with stimulation using actual foliage plants. *Journal of Neuroimaging*, Vol.25, No.1, pp.127-30.
- 117 Hrybyk G, Rubinstein R, Eckert K, et al. (2012) The Dark Side: Stigma in purpose-built senior environments. *Journal of Housing for the Elderly*, Vol.1, No.26 (1-3), pp.275-289.
- 118 Chaudhury, et al. (2018), op. cit.
- 119 Lee S, Chaudhury H and Lee S (2014) Effect of physical environment on the behaviors of residents with dementia: A comparison between a small-group unit and a traditional care unit. *Journal of Civil Engineering and Architecture*, Vol.8, No.11, pp.1353-63.
- 120 Verbeek H, van Rossum E, Zwakhalen SM, et al. (2009) Small, homelike care environments for older people with dementia: a literature review. *International Psychogeriatrics*, Vol.21, No.2, pp.252-64.
- 121 Goring S and Loshak H (2021) Homelike models of long-term care: A 2021 update. *Canadian Journal of Health Technologies*, Vol.1, No.11.
- 122 Cohen-Mansfield J and Werner P (1998) The effects of an enhanced environment on nursing home residents who pace. *Gerontologist*, Vol.38, No.2, pp.199-208.
- 123 Melin L and Götestam KG (1981) The effects of rearranging ward routines on communication and eating behaviors of psychogeriatric patients. *Journal of Applied Behavior Analysis*, Vol.14, No.1, pp.47-51.
- 124 Dyer SM, Liu E, Gnanamanickam ES, et al. (2018) Clustered domestic residential aged care in Australia: fewer hospitalisations and better quality of life. *Medical Journal of Australia*, Vol.208, No.10, pp.433-8.
- 125 Cutler LJ and Kane RA (2009) Post-occupancy evaluation of a transformed nursing home: The first four Green House® settings. *Journal of Housing for the Elderly*, Vol.23, No.4, pp.304-34.
- 126 Southward J (2022) Getting involved. *Company Director*, Vol.38, No.1, pp.62-4.
- 127 Rota-Bartelink A (2006) Guardianship and administration services: The view from an aged care homeless service provider – Wintringham. *Parity*, Vol.19, No.3, pp.15-6.
- 128 Edwards NE and Beck AM (2002) Animal-assisted therapy and nutrition in Alzheimer's disease. *Western Journal of Nursing Research*, Vol.24, No.6, pp.697-712.
- 129 The Green House Project (2021) The Green House Project. Available from: <https://thegreenhouseproject.org/> [accessed 2 Feb 2023].
- 130 Dyer, et al. (2018), op. cit.
- 131 Cooper C (1974) The house as a symbol of self. In: Lang J, Burnette C, Moleski W, Vachon D (Eds.) *Designing for Human Behaviour*. Stroudsburg, PA: Dowden, Hutchinson and Ross.

- 132 Csikszentmihalyi M and Halton E (1981) *The Meaning of Things: Domestic Symbols and the Self*. Cambridge: Cambridge University Press.
- 133 Morris, et al. (2023b), op. cit.
- 134 Fleming R, Goodenough B, Low L-F, et al. (2016) The relationship between the quality of the built environment and the quality of life of people with dementia in residential care. *Dementia*, Vol.15, No.4, pp.663-80.
- 135 Edvardsson D, Petersson L, Sjogren K, et al. (2014) Everyday activities for people with dementia in residential aged care: associations with person-centredness and quality of life. *International Journal of Older People Nursing*, Vol.9, No.4, pp.269-76.
- 136 van Hoof J, Verhagen MM, Wouters EJ, et al. (2015) Picture your nursing home: exploring the sense of home of older residents through photography. *Journal of Aging Research*, pp.312931.
- 137 Eijkelenboom A, Verbeek H, Felix E, et al. (2017) Architectural factors influencing the sense of home in nursing homes: An operationalization for practice. *Frontiers of Architectural Research*, Vol.6, No.2, pp.111-22.
- 138 Hung L, Chaudhury H and Rust T (2016) The effect of dining room physical environmental renovations on person-centered care practice and residents' dining experiences in long-term care facilities. *Journal of Applied Gerontology*, Vol.35, No.12, pp.1279-301.
- 139 Namazi KH, Rosner TT and Rechlin L (1991) Long-term memory cuing to reduce visuo-spatial disorientation in Alzheimer's disease patients in a special care unit. *American Journal of Alzheimer's Disease and Other Dementias*, Vol.6, No.6, pp.10-5.
- 140 Nolan BA, Mathews RM and Harrison M (2001) Using external memory aids to increase room finding by older adults with dementia. *American Journal of Alzheimer's Disease and Other Dementias*, Vol.16, No.4, pp.251-4.
- 141 Eijkelenboom, et al. (2017), op. cit.
- 142 Orthia L, Hosking D and McCallum J (2022) "As close to home as possible": Older Australians' hopes and fears for aged care. Canberra: National Seniors Australia.
- 143 Dyer, et al. (2018), op. cit.
- 144 Zeisel J, Silverstein NM, Hyde J, et al. (2003) Environmental Correlates to Behavioral Health Outcomes in Alzheimer's Special Care Units. *The Gerontologist*, Vol. 43, No.5, pp.697-711.
- 145 Ahmed A, Ormandy P and Seekles M (2019) An examination of how the 'household model' of care can contribute to positive ageing for residents in the 'Fourth Age'. *OBM Geriatrics*, Vol.3, No.1, pp.24.
- 146 Marquardt, et al. (2014), op. cit.
- 147 Sloane PD, Mitchell CM, Preisser JS, et al. (1998) Environmental correlates of resident agitation in Alzheimer's disease special care units. *Journal of American Geriatrics Society*, Vol.46, No.7, pp.862-9.
- 148 Caspi (2014), op. cit.
- 149 Marquardt and Schmiege (2009), op. cit.
- 150 Danes S (2012) Design for dementia care: A retrospective look at the Woodside Place model. *Journal of Housing for the Elderly*, Vol.26, No.1-3, pp.221-50.
- 151 Reimer MA, Slaughter S, Donaldson C, et al. (2004) Special care facility compared with traditional environments for dementia care: a longitudinal study of quality of life. *Journal of the American Geriatrics Society*, Vol.52, No.7, pp.1085-92.
- 152 Annerstedt L (1993) Development and consequences of group living in Sweden. A new mode of care for the demented elderly. *Social Science and Medicine*, Vol.37, No.12, pp.1529-38.
- 153 Harrison SL, Bradley C, Milte R, et al. (2018) Psychotropic medications in older people in residential care facilities and associations with quality of life: a cross-sectional study. *BMC Geriatrics*, Vol.18, No.1, pp.60.
- 154 Chaudhury, et al. (2018), op. cit.
- 155 Zuidema SU, de Jonghe JF, Verhey FR, et al. (2010) Environmental correlates of neuropsychiatric symptoms in nursing home patients with dementia. *International Journal of Geriatric Psychiatry*, Vol.25, No.1, pp.14-22.
- 156 Kunasekaran M, Quigley A, Rahman B, et al. (2022) Factors associated with SARS-CoV-2 attack rates in aged care: A meta-analysis. *Open Forum Infectious Diseases*, Vol.9, No.3, pp.ofac033.
- 157 Morris, et al. (2023b), op. cit.
- 158 Keefe J, Dill D, Ogilvie R, et al. (2017) Examining a "Household" model of residential long-term care in Nova Scotia. *Health Reform Observer*, Vol.5, No.1, pp.1-10.
- 159 Carnemolla P, Debono D, Hourihan F, et al. (2021) The influence of the built environment in enacting a household model of residential aged care for people living with a mental health condition: A qualitative post-occupancy evaluation. *Health and Place*, Vol.71, pp.102624.
- 160 Dyer SM, van den Berg MEL, Barnett K, et al. (2019) Review of innovative models of aged care. Adelaide, South Australia: Flinders University.
- 161 Lawton MP (2001) The physical environment of the person with Alzheimer's disease. *Aging and Mental Health*, Vol.5 Sup1, pp.S56-64.
- 162 Zimmerman S, Bowers BJ, Cohen LW, et al. (2016) New evidence on the Green House model of nursing home care: Synthesis of findings and implications for policy, practice, and research. *Health Services Research*, Vol.51, pp.475-96.
- 163 Fleming R and Purandare N (2010) Long-term care for people with dementia: Environmental design guidelines. *International Psychogeriatrics*, Vol.22, No.7, pp.1084-96.
- 164 Molony SL, Evans LK, Jeon S, et al. (2011) Trajectories of at-homeness and health in usual care and small house nursing homes. *Gerontologist*, Vol.51, No.4, pp.504-15.
- 165 Ausserhofer D, Deschodt M, De Geest S, et al. (2016) 'There's No Place Like Home': A scoping review on the impact of homelike residential care models on resident-, family-, and staff-related outcomes. *Journal of the American Medical Directors Association*, Vol.17, No.8, pp.685-93.
- 166 Sharkey SS, Hudak S, Horn SD, et al. (2011) Frontline caregiver daily practices: A comparison study of traditional nursing homes and the Green House project sites. *Journal of the American Geriatrics Society*, Vol.59, No.1, pp.126-31.
- 167 Zeisel J, Silverstein NM, Hyde J, et al. (2003) Environmental correlates to behavioral health outcomes in Alzheimer's special care units. *The Gerontologist*, Vol. 43, No.5, pp.697-711.
- 168 Zeisel, et al. (2003), op. cit.
- 169 Namazi KH, Rosner TT and Calkins MP (1989) Visual barriers to prevent ambulatory Alzheimer's patients from exiting through an emergency door. *Gerontologist*, Vol.29, No.5, pp.699-702.
- 170 Wilson NL, Dickinson JI, McLain-Kark J, et al. (1995) The effects of visual barriers on exiting behavior in a dementia care unit. *Gerontologist*, Vol.35, No.1, pp.127-31.
- 171 Zeisel, et al. (2003), op. cit.
- 172 Hauge S and Kristin H (2008) The nursing home as a home: a field study of residents' daily life in the common living rooms. *Journal of Clinical Nursing*, Vol.17, No.4, pp.460-7.
- 173 Zieschang T, Dutzi I, Muller E, et al. (2010) Improving care for patients with dementia hospitalized for acute somatic illness in a specialized care unit: a feasibility study. *International Psychogeriatrics*, Vol.22, No.1, pp.139-46.
- 174 Low L-F, Draper B and Brodaty H (2004) The relationship between self-destructive behaviour and nursing home environment. *Aging and Mental Health*, Vol.8, No.1, pp.29-33.
- 175 Torrington J (2006) What has architecture got to do with dementia care? Explorations of the relationship between quality of life and building design in two EQUAL projects. *Quality in Ageing*, Vol.7, No.1, pp.34-48.
- 176 Danes (2012), op. cit.
- 177 Dyer, et al. (2018), op. cit.
- 178 Lowndes R, Armstrong P and Daly T (2015) The meaning of 'dining': The social organization of food in long-term care. *Food Studies*, Vol.4, No.1, pp.19-34.
- 179 Fleming, et al. (2016), op. cit.
- 180 Marquardt and Schmiege (2009), op. cit.
- 181 Nijs KA, de Graaf C, Siebelink E, et al. (2006) Effect of family-style meals on energy intake and risk of malnutrition in Dutch nursing home residents: A randomized controlled trial. *Journals of Gerontology, Series A: Biological Sciences and Medical Sciences*, Vol.61, No.9, pp.935-42.
- 182 Hung, et al. (2016), op. cit.
- 183 Philpin S, Merrell J, Warring J, et al. (2014) Memories, identity and homeliness: The social construction of mealtimes in residential care homes in South Wales. *Ageing and Society*, Vol.34, No.5, pp.753-89.
- 184 Danes (2012), op. cit.
- 185 Chaudhury H, Hung L, Rust T, et al. (2017) Do physical environmental changes make a difference? Supporting person-centered care at mealtimes in nursing homes. *Dementia*, Vol.16, No.7, pp.878-96.
- 186 Lowndes, et al. (2015), op. cit.
- 187 Marsden JP, Meehan RA and Calkins MP (2001) Therapeutic kitchens for residents with dementia. *American Journal of Alzheimer's Disease & Other Dementias*, Vol.16, No.5, pp.303-11.
- 188 Hung, et al. (2016), op. cit.
- 189 Ibid.
- 190 Danes (2012), op. cit.
- 191 Lowndes, et al. (2015), op. cit.
- 192 Hung, et al. (2016), op. cit.
- 193 Philpin, et al. (2014), op. cit.
- 194 Burke RL and Veliz-Reyes A (2021) Socio-spatial relationships in design of residential care homes for people living with dementia diagnoses: A grounded theory approach. *Architectural Science Review*, doi: 10.1080/00038628.2021.1941749.
- 195 Danes (2012), op. cit.
- 196 Fleming, et al. (2016), op. cit.
- 197 Morgan-Brown M, Newton R and Ormerod M (2013) Engaging life in two Irish nursing home units for people with dementia: Quantitative comparisons before and after implementing household environments. *Aging and Mental Health*, Vol.17, No.1, pp.57-65.
- 198 Hermer L, Bryant NS, Pucciarello M, et al. (2017) Does comprehensive culture change adoption via the household model enhance nursing home residents' psychosocial well-being? *Innovation in Aging*, Vol.1, No.2, pp.igx033.
- 199 Richards K, D'Cruz R, Harman S, et al. (2015) Comparison of a traditional and non-traditional residential care facility for persons living with dementia and the impact of the environment on occupational engagement. *Australian Occupational Therapy Journal*, Vol.62, No.6, pp.438-48.
- 200 Marquardt and Schmiege (2009), op. cit.
- 201 Passini, et al. (2000), op. cit.
- 202 Lee, et al. (2014), op. cit.
- 203 Zeisel, et al. (2003), op. cit.
- 204 Lowndes, et al. (2015), op. cit.
- 205 Molony, et al. (2011), op. cit.
- 206 Lee, et al. (2014), op. cit.

- 207 Schwarz B, Chaudhury H and Tofle RB (2004) Effect of design interventions on a dementia care setting. *American Journal of Alzheimer's Disease and Other Dementias*, Vol.19, No.3, pp.172-6.
- 208 Edvardsson, et al. (2014), op. cit.
- 209 Westera, et al. (2019), op. cit.
- 210 Caspi (2014), op. cit.
- 211 Isaksson U, Astrom S, Sandman PO, et al. (2009) Factors associated with the prevalence of violent behaviour among residents living in nursing homes. *Journal of Clinical Nursing*, Vol.18, No.7, pp.972-80.
- 212 Morgan DG, Stewart NJ, D'Arcy KC, et al. (2004) Evaluating rural nursing home environments: dementia special care units versus integrated facilities. *Aging and Mental Health*, Vol.8, No.3, pp.256-65.
- 213 Pinet C (1999) Distance and the use of social space by nursing home residents. *Journal of Interior Design*, Vol.25, No.1, pp.1-15.
- 214 Regnier V (2002) *Design for Assisted Living: Guidelines for Housing the Physically and Mentally Frail*. New York: Wiley.
- 215 Marquardt and Schmiege (2009), op. cit.
- 216 Fleming R, Kelly F and Stillfried G (2015) 'I want to feel at home': Establishing what aspects of environmental design are important to people with dementia nearing the end of life. *BMC Palliative Care*, Vol.14, pp.26.
- 217 Elmstahl S, Annerstedt L and Ahlund O (1997) How should a group living unit for demented elderly be designed to decrease psychiatric symptoms? *Alzheimer Disease and Associated Disorders*, Vol.11, No.1, pp.47-52.
- 218 Caspi (2014), op. cit.
- 219 Benbow (2013), op. cit.
- 220 National Construction Code (2022) *Building Code of Australia: Volume One – Amendment 1, Part D3 Access for people with a disability*. Canberra: Australian Building Codes Board.
- 221 Standards Australia (2021) *Australian Standard AS1428.1. Design for access and mobility, Part 1: General requirements for access - New building work*. Clayton, VIC: Equal Access Group Pty Ltd.
- 222 Nelson GG (2008) Household models for nursing home environments. *Architecture and Design for Ageing Household (Symposium-Paper)*, Nelson-Tremain Partnership.
- 223 Swan N, Watchorn V and Grant C (2021) What are the perceptions of staff who work in, and professionals who advise on the design of, Australian aged care facilities on the value and use of handrails in corridors? *Australasian Journal on Ageing*, Vol.40, No.1, pp.e62–e69.
- 224 Nelson (2008), op. cit.
- 225 Kane RA (2001) Long-Term Care and a Good Quality of Life: Bringing Them Closer Together, *The Gerontologist*, Vol. 41, No.3, pp.293–304.
- 226 Orthia, et al. (2022), op. cit.
- 227 Sheppard LA (2008) Privacy within aged care facilities. *Internet Journal of Advanced Nursing Practice*, Vol.10, No.2, pp.1-8.
- 228 Kane RL, Bershadsky B, Kane RA, et al. (2004) Using resident reports of quality of life to distinguish among nursing homes. *Gerontologist*, Vol.44, No.5, pp.624-32.
- 229 Sheppard (2008), op. cit.
- 230 Calkins M and Cassella C (2007) Exploring the cost and value of private versus shared bedrooms in nursing homes. *Gerontologist*, Vol.47, No.2, pp.169-83.
- 231 De Veer AJE and Kerkstra A (2001) Feeling at home in nursing homes. *Journal of Advanced Nursing*, Vol.35, No.3, pp.427-34.
- 232 Morgan DG and Stewart NJ (1998) Multiple occupancy versus private rooms on dementia care units. *Environment and Behavior*, Vol.30, No.4, pp.487-503.
- 233 Ittelson WH, Proshansky HM and Rivlin LG (1970) Bedroom size and social interaction of the psychiatric ward. *Environment and Behavior*, Vol.2, No.3, pp.255-70.
- 234 Drinka PJ, Krause P, Nest L, et al. (2003) Risk of acquiring influenza A in a nursing home from a culture-positive roommate. *Infection Control & Hospital Epidemiology*, Vol.24, No.11, pp.872-4.
- 235 Calkins and Cassella (2007), op. cit.
- 236 Ibid.
- 237 Danes (2012), op. cit.
- 238 Yang ACH, Lau N and Ho JCF (2020) The role of bedroom privacy in social interaction among elderly residents in nursing homes: An exploratory case study of Hong Kong. *Sensors*, Vol.20, No.15, pp.4101.
- 239 Cleeve H (2020) Mundane mattering: how materialities come to matter in everyday life in dementia care units and in end of life care. Sweden: Karolinska Institutet.
- 240 Sheppard (2008), op. cit.
- 241 Burke and Veliz-Reyes (2021), op. cit.
- 242 Sheppard (2008), op. cit.
- 243 Molony, et al. (2011), op. cit.
- 244 Hadjri, et al. (2012), op. cit.
- 245 Anderson, et al. (2020), op. cit.
- 246 Ibid.
- 247 Morgan and Stewart (1998), op. cit.
- 248 Morris, et al. (2023b), op. cit.
- 249 Chaudhury, et al. (2017), op. cit.
- 250 Jonsson, et al. (2014), op. cit.
- 251 Scandura DA (1995) Freedom and safety: A Colorado centre cares for Alzheimer's patients. *Health Progress*, Vol.76, No.3, pp.44-6.
- 252 Kwok, et al. (2012), op. cit.
- 253 Capezuti (2004), op. cit.
- 254 Eijkelenboom, et al. (2017).
- 255 Morris, et al. (2023b), op. cit.
- 256 Bright K and Cook G (2010) *The Colour, Light and Contrast Manual: Designing and Managing Inclusive Built Environments*. Wiley-Blackwell, Chichester, UK
- 257 Passini, et al. (2000), op. cit.
- 258 National Health and Medical Research Council (2019) *Australian Guidelines for the Prevention and Control of Infection in Healthcare*. Canberra: Commonwealth of Australia.
- 259 Cleary, et al. (1988), op. cit.
- 260 Passini, et al. (2000), op. cit.
- 261 Ma N, Chau H-w, Zhou J, et al. (2017) Structuring the environmental experience design research framework through selected aged care facility data analyses in Victoria. *Sustainability*, Vol.9, No.12, pp.2172.
- 262 Bonomo RA (2000) Multiple antibiotic-resistant bacteria in long-term-care facilities: An emerging problem in the practice of infectious diseases. *Clinical Infectious Diseases*, Vol.31, No.6, pp.1414-22.
- 263 Boyce and Pittet (2002), op. cit.
- 264 Pittet, et al. (2006), op. cit.
- 265 NSW Health (2021) *Hospital in the Home (HITH)*. Available from: <https://www.health.nsw.gov.au/Performance/Pages/hith.aspx> [accessed 2 Feb 2023].
- 266 Lawton, et al. (1984), op. cit.
- 267 Morris, et al. (2023b), op. cit.
- 268 Ibid.
- 269 Joosse (2012), op. cit.
- 270 Ma, et al. (2017), op. cit.
- 271 Cutler and Kane (2009), op. cit.
- 272 Naccarella L, Newton C, Pert A, et al. (2018) Workplace design for the Australian residential aged care workforce. *Australasian Journal on Ageing*, Vol.37, No.3, pp.194-201.
- 273 Etnier JL, Nowell PM, Landers DM, et al. (2006) A metaregression to examine the relationship between aerobic fitness and cognitive performance. *Brain Research Reviews*, Vol.52, No.1, pp.119-30.
- 274 Ancoli-Israel, et al (2003), op. cit.
- 275 Konis (2018), op. cit.
- 276 Lao M-L, Ou S-J, Heng Hsieh C, et al. (2020) Effects of garden visits on people with dementia: A pilot study. *Dementia*, Vol.19, No.4, pp.1009-28.
- 277 Walker P, Kifley A, Kurrle S, et al. (2019) Process outcomes of a multifaceted, interdisciplinary knowledge translation intervention in aged care: results from the vitamin D implementation (ViDAus) study. *BMC Geriatrics*, Vol.19, No.177.
- 278 Wright F and Weller RB (2015) Risks and benefits of UV radiation in older people: More of a friend than a foe? *Maturitas*, Vol.81, No.4, pp.425-31.
- 279 Zeisel, et al. (2003), op. cit.
- 280 Namazi KH and Johnson BD (1992) Pertinent autonomy for residents with dementias: Modification of the physical environment to enhance independence. *American Journal of Alzheimer's Care and Related Disorders and Research*, Vol.7, No.1, pp.16-21.
- 281 Chalfont G (2006) *Connection to nature at the building edge: Towards a therapeutic architecture for dementia care Environments*. University of Sheffield.
- 282 de Boer B, Beerens HC, Katterbach MA, et al. (2018) The physical environment of nursing homes for people with dementia: Traditional nursing homes, small-scale living facilities, and Green Care Farms. *Healthcare*, Vol.6, No.4, pp.137.
- 283 Judd S (2012) Being outside 'down under'. In: Marshall M and Pollock A (Eds.) *Designing outdoor spaces for people with dementia*. Stirling, Scotland: Hammond Press.
- 284 <https://www.agedcarequality.gov.au/older-australians/safety-care/minimising-restrictive-practices>
- 285 Chalfont (2006), op. cit.
- 286 Eijkelenboom, et al. (2017), op. cit.
- 287 Marquardt and Schmiege (2009), op. cit.
- 288 Marshall M (2011) Designing balconies, roof terraces, and roof gardens for people with dementia. *Journal of Care Services Management*, Vol.5, No.3, pp.156-9.
- 289 M van den Berg, W Wendel-Vos, M van Poppel, H Kemper, W van Mechelen and J Maas, 'Health benefits of green spaces in the living environment: A systematic review of epidemiological studies', *Urban Forestry & Urban Greening*, 2015, 14(4):806-816, doi: <https://doi.org/10.1016/j.ufug.2015.07.008>.
- 290 H Saaroni, JH Amorim, JA Hiemstra and D Pearlmutter, 'Urban Green Infrastructure as a tool for urban heat mitigation: Survey of research methodologies and findings across different climatic regions,' *Urban Climate*, 2018, 24: 94-110, doi: <https://doi.org/10.1016/j.uclim.2018.02.001>.
- 291 Heath Y (2004) Evaluating the effect of therapeutic gardens. *American Journal of Alzheimer's Disease and Other Dementias*, Vol.19, No.4, pp.239-42.
- 292 Ibid.
- 293 Chalfont (2006), op. cit.
- 294 Zeisel, et al. (2003), op. cit.
- 295 Liao M-L, Ou S-J, Heng Hsieh C, et al. (2020) Effects of garden visits on people with dementia: A pilot study. *Dementia*, Vol.19, No.4, pp.1009-28.
- 296 Kearney and Winterbottom (2006), op. cit.
- 297 de Boer, et al. (2018), op. cit.

- 298 van den Berg MEL, Winsall M, Dyer SM, et al. (2020) Understanding the barriers and enablers to using outdoor spaces in nursing homes: A systematic review. *Gerontologist*, Vol.60, No.4, pp.e254-e69.
- 299 Heath (2004), op. cit.
- 300 Ibid.
- 301 McNair, et al. (2018), op. cit.
- 302 van den Berg, et al. (2020), op. cit.
- 303 Chalfont (2006), op. cit.
- 304 Gitlin LN, Winter L, Burke J, et al. (2008) Tailored activities to manage neuropsychiatric behaviours in persons with dementia and reduce caregiver burden: A randomised pilot study. *American Journal of Geriatric Psychiatry*, Vol.16, No.3, pp.229-39.
- 305 Mapes N, Milton S, Nicholls V, et al. (2016) Is it nice outside? - Consulting people living with dementia and carers about engaging with the natural environment. *Natural England Commissioned Reports*, No.211.
- 306 Liao, et al. (2020), op. cit.
- 307 Cox H, Burns I and Savage S (2004) Multisensory environments for leisure: promoting well-being in nursing home residents with dementia. *Journal of Gerontological Nursing*, Vol.30, No.2, pp.37-45.
- 308 Eijkelenboom, et al. (2017), op. cit.
- 309 Chalfont (2006), op. cit.
- 310 Marshall (2011), op. cit.
- 311 Caspi (2014), op. cit.
- 312 Idib.
- 313 Passini, et al. (2000), op. cit.
- 314 Marquardt and Schmiege (2009), op. cit.
- 315 Cohen-Mansfield J and Werner P (1999) Outdoor wandering parks for persons with dementia: A survey of characteristics and use. *Alzheimer Disease and Associated Disorders*, Vol.13, No.2, pp.109-17.
- 316 Wood W, Harris S, Snider M, et al. (2005) Activity situations on an Alzheimer's disease special care unit and resident environmental interaction, time use, and affect. *American Journal of Alzheimer's Disease and Other Dementias*, Vol.20, No.2, pp.105-18.
- 317 Mitchell L and Burton E (2006) Neighbourhoods for life: Designing dementia friendly outdoor environments. *Quality in Ageing*, Vol.7, No.1, pp.26-33.
- 318 Australian Institute of Health and Welfare (2022), op. cit.
- 319 Guo J, Yanai S and Kodama T (2022) Factors influencing the use of and attitude toward community gardens in aged care facilities: The managers' perspective. *Urban Forestry and Urban Greening*, Vol.70, pp.127524.
- 320 Heath (2004), op. cit.
- 321 van den Berg, et al. (2020), op. cit.
- 322 Namazi and Johnson (1992), op. cit.
- 323 Benbow (2013), op. cit.
- 324 Moore, et al. (2011), op. cit.
- 325 HelloCare (2017) 40 per cent of aged care residents have no visitors: Aged Care Minister. Available from: <https://hellocare.com.au/40-per-cent-aged-care-residents-no-visitors-aged-care-minister/> [accessed 2 Feb 2023].
- 326 Butler M (2015) *Advanced Australia: The politics of ageing*. Carlton, Victoria: Melbourne University Publishing.
- 327 Low L-F, McGrath M, Swaffer K, et al. (2018) Communicating a diagnosis of dementia: A systematic mixed studies review of attitudes and practices of health practitioners. *Dementia*, Vol. 18, No.7-8, pp.2856-905.
- 328 Ward R, Rummery K, Odzakovic E, et al. (2022) Beyond the shrinking world: Dementia, localisation and neighbourhood. *Ageing and Society*, Vol.42, No.12, pp.2892-913.
- 329 Amini-Behbahani P, Meng L and Gu N (2020) Walking distances from services and destinations for residential aged-care centres in Australian cities. *Journal of Transport Geography*, Vol.85, pp.102707.
- 330 Matsumoto H, Igarashi A, Suzuki M, et al. (2019) Association between neighbourhood convenience stores and independent living in older people in Japan. *Australasian Journal on Ageing*, Vol.38, No.2, pp.116-23.
- 331 Ward R, Rummery K, Odzakovic E, et al. (2022) Beyond the shrinking world: Dementia, localisation and neighbourhood. *Ageing and Society*, Vol.42, No.12, pp.2892-913.
- 332 Clark A, Campbell S, Keady J, et al. (2020) Neighbourhoods as relational places for people living with dementia. *Social Science and Medicine*, Vol.252, pp.112927.
- 333 Innes A, Page SJ and Cutler C (2016) Barriers to leisure participation for people with dementia and their carers: An exploratory analysis of carer and people with dementia's experiences. *Dementia*, Vol.15, No.6, pp.1643-65.
- 334 United Nations (2022) *Convention on the Rights of Persons with Disabilities (CRPD)*. Available from: <https://www.un.org/development/desa/disabilities/convention-on-the-rights-of-persons-with-disabilities.html> [accessed 2 Feb 2023].
- 335 Batsch N, Mittler P and Kingston D (2017) *Brief for Alzheimer Associations: Access to the United Nations Convention on the Rights of Persons with Disabilities by People Living with Dementia*. Ankeny: Dementia Alliance International and Alzheimer's Disease International.
- 336 Keady J, Campbell S, Barnes H, et al. (2012) Neighbourhoods and dementia in the health and social care context: a realist review of the literature and implications for UK policy development. *Reviews in Clinical Gerontology*, Vol.22, No.2, pp.150-63.

- 337 Mmako NJ, Courtney-Pratt H and Marsh P (2020) Green spaces, dementia and a meaningful life in the community: a mixed studies review. *Health and Place*, Vol.63, pp.102344.
- 338 Innes A, Kelly F and Dincarslan O (2011) Care home design for people with dementia: What do people with dementia and their family carers value? *Aging and Mental Health*, Vol.15, No.5, pp.548-56.
- 339 Marquardt (2011), op. cit.
- 340 Fleming, et al. (2015), op. cit.
- 341 Cleary, et al. (1988), op. cit.
- 342 McNair, et al. (2018), op. cit.
- 343 Innes, et al. (2011), op. cit.

# Appendices

- 1 Environmental Sustainability
- 2 Enabling Technology
- 3 Infection Prevention and Control
- 4 Wayfinding Signage

## Appendix 1

### Environmental Sustainability



Sustainable design principles need to be incorporated into all buildings, including aged care homes. They have not been addressed in detail in the Guidelines as there are other design resources available to support these measures. Both new aged care homes and refurbishments should incorporate passive solar design, active renewable energy generation, and water conservation.

**Why is this important?** Climate change is already resulting in hotter temperatures and more extreme weather events in Australia.<sup>1</sup> The Intergovernmental Panel on Climate Change report is clear that reductions in greenhouse gas emissions must reach net zero by 2050.<sup>2</sup>

The Australian Government has accepted that target as a goal for Australia, requiring action to reduce emissions across all sectors, including the aged care sector. The built environment contributes to climate change through construction, maintenance, and daily operation. While data focused on the health care sector in Australia has not traditionally captured the aged care sector, the impact of care homes is commonly acknowledged as a significant contributor to greenhouse gas emissions and is an important part of solutions.<sup>3,4</sup> Recent research noted that “health-care evaluation traditionally focuses on direct health outcomes and financial costs. However, the environmental footprint of health-care provision, which includes a wide variety of air, water, and soil pollutants, also has an unintended and negative impact on health.”<sup>5</sup>

The aged care industry has been quick to embrace stormwater recycling and solar power, but other interventions have been less widely adopted. Aged care is predominantly operated out of existing property with very little expected stock replacement over the coming years. It would also take many years to ‘repay’ the embodied carbon of new construction through higher insulation and more efficient systems. Retrofitting of existing stock will be

necessary to boost sustainability and resilience of aged care property.

The Australian Government Department of Health and Aged Care’s National Health and Climate Strategy outlines the Government’s vision for “healthy, climate-resilient communities, and a sustainable, resilient, high quality, net zero health system.”<sup>6</sup> Building a resilient health system involves enhancing the capacity of the health system (including the aged care sector) to protect health and wellbeing from the impacts of climate change. Building a sustainable health system involves decarbonising care delivery to achieve net zero emissions.

Older people can be highly susceptible to the health impacts of climate change. It is vitally important that aged care accommodation is climate-resilient and able to protect residents’ health from climate-related extreme weather, such as heatwaves and flooding. Climate change is increasing the frequency, intensity and duration of extreme weather events, such as heatwaves, fires, floods and other natural disasters. Chronic diseases, medications, and frailty also mean many older people have heightened physiological susceptibility to climate hazards such as heat and air pollution.<sup>7</sup>

Sustainability and resilience are increasingly treated as two sides of the same coin in terms of building design.<sup>8</sup>

**What makes a difference?** Passive systems work for new buildings, including locating windows to maximise sunlight into resident areas, using shading devices to control heat

build-up and glare in rooms, incorporating thermal mass, and boosting natural ventilation. Each of these measures reduces heating and cooling loads on buildings without the integration of mechanical systems. Active systems include mechanical and electrical equipment to improve building conditions and reduce impact.

Aged care homes are often designed to maximise resident population size to increase financial viability, resulting in bedrooms dominating façade locations, limiting sunlight to resident living areas. However, the locations of window openings can allow living rooms to access direct sunlight to significantly improve resident experiences. Transforming buildings into household models can re-purpose bedrooms to increase sunlight into living areas.

Options for reducing energy consumption in existing stock include installing shade devices around windows, upgrading building equipment and lighting, and installing higher performance insulation. These systems can be complemented by rooftop photovoltaic systems and other forms of site-based electricity generation.

Water conservation is now a standard part of design. However, it is worth ensuring that all buildings incorporate rainwater harvesting and reuse to gardens and other available applications.

Sustainable design can have 'co-benefits' for the health of people who use that building, saving energy and ameliorating the health effects of climate change, such as improving indoor air quality. Energy-efficient alternatives, such as induction cooktops, insulation and shade structures all help to reduce emissions, protect health and improve experience.

National Australian Built Environment Rating System (NABERS) provides a tool for aged care operators to identify emissions reduction opportunities in their infrastructure and track progress relating to any improvements.<sup>9</sup>

- 1 Mackey B, Chiew F, Pecl G, et al. (2022) New IPCC report shows Australia is at real risk from climate change, with impacts worsening, future risks high, and wide-ranging adaptation needed. *The Conversation*, 28 February 2022.
- 2 Intergovernmental Panel on Climate Change (2022) *Climate Change 2022: Impacts, Adaptation and Vulnerability. Contribution of Working Group II to the Sixth Assessment Report of the Intergovernmental Panel on Climate Change*. Cambridge, UK: Cambridge University Press.
- 3 Malik A, Lenzen M, McAlister S, McGain F, The carbon footprint of Australian health care, *Lancet Planet Health*. 2018; 2: e27-e35
- 4 Climate and Health Alliance, *Healthy, Regenerative and Just Framework for a national strategy on climate, health and well-being for Australia*, October 2021
- 5 Lenzen M, Malik A, Li M, Fry J, Weisz H, et al. The environmental footprint of health care: a global assessment. *Lancet Planet Health* 2020; 4: e271–9. doi:10.1016/S2542-5196(20)30121-2)
- 6 Australian Government Department of Health and Aged Care (2023) *National Health and Climate Strategy*
- 7 Australian Association of Gerontology (2023) *AAG Rapid Evidence Assessment: Research on Heatwaves and Older People in Australia*.
- 8 Victorian Health Building Authority (2021) *Guidelines for sustainability in health care capital works*
- 9 <https://www.nabers.gov.au/ratings/spaces-we-rate/residential-aged-care>

## Appendix 2 Enabling Technology



Technology can improve residents' lives through facilitating communication, providing better access to services, reducing WHS risk, and enabling more efficient work practices for staff.

Technological supports have been highlighted throughout this document. In Guideline Checklists, items relating to technology have been tagged with the QR code icon. However, a conclusive review of enabling technology in aged care homes is beyond the scope set for these Guidelines.

The Dyer report on innovative models of care prepared for the Royal Commission,<sup>1</sup> outlined a range of applications for technology. The report outlines four main categories in which technology can support residents and the provision of care:

- assistive and supportive technologies
- monitoring devices and systems
- communications and connection technologies
- intelligent health information systems

Between them, the above categories cover lifting supports, robotics, remote health devices, sensors, automated record keeping systems, education tools, and a range of individualised communication supports that enable people to stay connected with family, friends, and the wider community.

Some of items covered by Dyer's four categories have immediate benefits to an individual's quality of life. Most support safe staff practices and save time for care staff so that they are more able to focus on individual resident social and care needs.

Especially in the current context of workforce shortages and WHS challenges, there is a need for separate materials to outline the options available to complement the content covered in this report.

<sup>1</sup> Dyer SM, van den Berg MEL, Barnett K, et al. (2019) *Review of innovative models of aged care*. Adelaide, South Australia: Flinders University.

## Appendix 3

# Infection Prevention and Control (IPC)



This appendix outlines design strategies that support good infection control and associated management practices. It does not address ‘active measures’ for infection control, such as clinical governance, planning, and outbreak control procedures.

The table below describes how environmental features can contribute to effective infection control, drawing on lessons learned throughout the COVID-19 pandemic.

Key environmental strategies that have helped reduce the likelihood and severity of COVID-19 outbreaks include:

- cohorting of residents and staff in smaller groups
- providing private amenities
- controlling access to homes
- supporting testing visitors and staff
- supporting physical distancing
- increasing airflow
- increasing cleaning of high touch surfaces
- supporting frequent handwashing
- providing dedicated PPE donning/doffing stations

The household model of care has been shown to reduce the spread of COVID-19 and improve the quality of life for residents as well as staff compared to traditional larger-scale homes.<sup>1</sup> For example, a Scottish study found that the risk of an outbreak increased by 335% for each additional 20 people living within a building.<sup>2</sup>

The cohorting of residents and staff in small household models was also found to reduce the likelihood of staff infections.

The impact on resident well-being during periods of isolation caused by lockdowns has been well-documented.<sup>3</sup> Building design features that support residents during such times include ready access to wi-fi and equipment to maintain links with family, ready access to gardens, and areas that offer meaningful activity.

The following table outlines environmental design features that mitigate the impact of COVID-19, respiratory infections (including influenza) and gastroenteritis. Other design ideas included in the Guidelines address non-infectious disease, such as urinary tract infections.

For further reading, The Australasian Health Facility Guidelines (AusHFG), Part D – Infection Prevention and Control<sup>4</sup> have been prepared and are maintained by the Australasian Health Infrastructure Alliance. They focus on healthcare facilities and therefore some of the advice is not feasible in aged care homes.

Residential aged care homes need to develop a plan for managing an infectious disease outbreak, including options for zoning.

## Schedule of infection control measures against specific Guidelines

Guideline and relevance	Connection to IPC
<p><b>1.9 Clean Air</b></p> <p>Lack of ventilation or low ventilation rates are associated with increased infection rates or outbreaks of airborne disease.<sup>5,6,25,26</sup></p>	<p>This Guideline recommends:</p> <ul style="list-style-type: none"> <li>• Spot checking the quality of the air in the building regularly</li> <li>• As CO<sub>2</sub> levels act as a good proxy for air quality, keeping levels to &lt; 880ppm</li> <li>• Utilise windows, doors and fans to create cross ventilation providing rooms with access to fresh air. Air from bathrooms and bedrooms to flow outdoors and not into shared areas</li> <li>• Encouraging use of outdoor areas to maximise fresh air exposure</li> <li>• Fitting air purifying devices with an appropriate HEPA filter</li> </ul>
<p><b>2.2 Small Households</b></p> <p>Small settings with dedicated staff minimise entry/re-entry of staff and residents,<sup>7,8</sup> allow sections of resident rooms to be easily cohorted, and limit movement of staff and residents within an aged care home.<sup>9</sup> A household environment, with a dedicated outdoor space is more supportive during lockdown situations.<sup>10</sup></p>	<p>This Guideline recommends:</p> <ul style="list-style-type: none"> <li>• Setting up areas to promote a range of small group domestic activities</li> <li>• Establishing households of 15 people or less living together</li> <li>• Creating a defined boundary around each household</li> </ul>
<p><b>2.3 Private Entries</b></p> <p>Being able to segregate a group of people and controlling entry to their living areas reduces the spread of an infection.</p> <p>Avoiding unnecessary movement of staff, residents and visitors through an aged care home reduces infection risk.<sup>11</sup></p>	<p>This Guideline recommends:</p> <ul style="list-style-type: none"> <li>• Creating an identifiable entry to each household with a defined, closed door</li> <li>• Providing a vestibule at the entry to each household as a buffer</li> </ul>
<p><b>2.5 Room Clusters</b></p> <p>Singular high traffic communal areas such as dining rooms or living spaces make aged care homes more prone to infection.<sup>12,13</sup></p>	<p>This Guideline recommends:</p> <ul style="list-style-type: none"> <li>• Designing homes for small group activities</li> <li>• Establishing small group dining</li> <li>• Providing at least one living space which can be segregated</li> </ul>

Guideline and relevance	Connection to IPC
<p><b>2.6 Enabling Corridors</b></p> <p>Limiting surfaces that many people touch reduces risk of infection.</p>	<p>This Guideline recommends:</p> <ul style="list-style-type: none"> <li>• Ensuring door and corridor widths are appropriate to the manoeuvring of equipment.</li> <li>• Limiting use of handrails in corridors</li> <li>• Ensuring clutter in corridors is minimised</li> </ul>
<p><b>2.7 Private bedrooms</b></p> <p>Private rooms with bathrooms are linked to quality of life in aged care homes<sup>14</sup> and improved infection control. They can also be used to isolate confirmed or suspected cases of COVID-19<sup>15</sup> and make socially distanced visits easier.</p>	<p>This Guideline recommends:</p> <ul style="list-style-type: none"> <li>• Where shared rooms exist, ensuring privacy can be maintained between bed areas</li> <li>• Providing lockable single rooms with an external window</li> <li>• Providing discreet lockable storage for clinical supplies</li> </ul>
<p><b>2.8 Ensuite Bathrooms</b></p> <p>Private bathrooms are linked to quality of life in aged care homes<sup>16</sup> and improved infection control.</p>	<p>This Guideline recommends:</p> <ul style="list-style-type: none"> <li>• Providing ensuite shower rooms to all bedrooms</li> <li>• Providing discreet storage in the ensuite for clinical supplies</li> </ul>
<p><b>2.9 Appropriate Furniture</b></p> <p>Personal items are an important part of deinstitutionalising care homes, but provide a potential challenge to infection control.</p>	<p>This Guideline recommends:</p> <ul style="list-style-type: none"> <li>• Ensuring high touch point areas are easy to clean</li> </ul>
<p><b>2.10 Clinical supports</b></p> <p>Readily available handwashing supports infection control.<sup>17</sup> Reducing clutter in corridor areas increases the ability for people to socially distance.<sup>18</sup></p>	<p>This Guideline recommends:</p> <ul style="list-style-type: none"> <li>• Locating sufficient storage close to where it is needed</li> <li>• Provide a discreet donning/doffing station ideally outside the household</li> <li>• Adding rooms outside households for clinical procedures to suit allied health needs</li> </ul>
<p><b>2.11 Private Staffroom</b></p> <p>Staff must be provided with adequate changing and hygiene facilities, with the flexibility to segregate these areas further in the context of pandemic preparedness.<sup>19</sup> Areas to accommodate staff testing and respite need access to daylight and nature to address mental health challenges posed by COVID-19.<sup>20,21</sup></p>	<p>This Guideline recommends:</p> <ul style="list-style-type: none"> <li>• Providing at least one dedicated staff room of a reasonable size located away from the resident area</li> <li>• Ensuring the space is not accessed via a resident area</li> <li>• Providing a dedicated private outdoor space connected to the main staff room</li> </ul>

Guideline and relevance	Connection to IPC
<p><b>3.1 Dedicated Outdoors</b></p> <p>Outdoor space provides an environment which is inhospitable to pathogens through reduced moisture, UV light, and the diluting effects of fresh air and air movement.<sup>22</sup> Easy access to outdoor areas supports residents to have exercise even when isolating as recommended by the Australian Government's Infection Control Expert Group (ICEG June 2021).<sup>23</sup></p>	<p>This Guideline recommends:</p> <ul style="list-style-type: none"> <li>• Providing a private outdoor area for each household</li> <li>• Providing a discreet, secure boundary fence disguising staff access gates</li> <li>• Ensuring there is at least 15m<sup>2</sup>pp of accessible area, but that it is not so large that someone could be in distress without others being aware</li> </ul>
<p><b>3.2 Garden Connections</b></p> <p>An easy to access, outdoor area makes it easier to facilitate activities for residents outdoors where infection is less likely.<sup>24</sup></p>	<p>This Guideline recommends:</p> <ul style="list-style-type: none"> <li>• Place outdoor furniture close to the door out to the garden from living rooms to support activity</li> </ul>

- Zimmerman S, Dumond-Stryker C, Tandan M, et al. (2021) Nontraditional small house nursing homes have fewer COVID-19 cases and deaths. *Journal of the American Medical Directors Association*, Vol.22, No.3, pp.489-93.
- Burton JK, Bayne G, Evans C, et al. (2020) Evolution and effects of COVID-19 outbreaks in care homes: a population analysis in 189 care homes in one geographical region of the UK. *The Lancet Healthy Longevity*, Vol.1, No.1, pp.e21-e31.
- Christie J (2020) *Promoting Resilience in Dementia Care: A Person-Centred Framework for Assessment and Support Planning*. Jessica Kingsley Publishers.
- Australasian Health Infrastructure Alliance (2016) *Australasian Health Facility Guidelines, Part D: Infection Prevention and Control*. Available from: <https://healthfacilityguidelines.com.au/part/part-d-infection-prevention-and-control-0> [accessed 1 Feb 2023].
- Atkinson, et al. (2009), op. cit.
- Ulrich, et al. (2008), op. cit.
- Zhu X, Lee H, Sang H, et al. (2022) Nursing home design and COVID-19: Implications for guidelines and regulation. *Journal of the American Medical Directors Association*, Vol.23, No.2, pp.272-9.
- Abrams H, Loomer L, Gandhi A, et al. (2020) Characteristics of U.S. nursing homes with COVID-19 cases. *Journal of the American Geriatrics Society*, Vol.68, pp.1653-6.

- Australian Government (2021) Infection Control Expert Group: Guidance on infection prevention and control for residential care facilities in the context of COVID-19.
- British Geriatrics Society (2020) COVID-19: Managing the COVID-19 pandemic in care homes for older people (Version 4). Good Practice Guide.
- Australian Government Infection Control Expert Group (2021), op. cit.
- Barnett ML and Grabowski DC (2020) Nursing homes are ground zero for COVID-19 pandemic. *JAMA Health Forum*, Vol.1, No.3, pp.e200369
- Dosa D, Jump RL, LaPlante K, et al. (2020) Long-term care facilities and the coronavirus epidemic: practical guidelines for a population at highest risk. *Journal of the American Medical Directors Association*, Vol.21, No.5, pp.569-71.
- Bergland A and Kirkevold M (2006) Thriving in nursing homes in Norway: contributing aspects described by residents. *International Journal of Nursing Studies*, Vol.43, No.6, pp.681-91.
- European Centre for Disease Prevention and Control (2021) Infection prevention and control and preparedness for COVID-19 in health care settings – Sixth update. Stockholm: ECDC.
- Bergland and Kirkevold (2006), op. cit.
- Boyce and Pittet (2002), op. cit.

- 
- 18 The American Institute of Architects (2020) Re-occupancy Assessment Tool V3.0. Washington, DC: AIA.
- 19 Anderson, et al. (2020), op. cit.
- 20 Chen Q, Liang M, Li Y, et al. (2020) Mental health care for medical staff in China during the COVID-19 outbreak. *Lancet Psychiatry*, Vol.7, No.4, pp.e15-e16.
- 21 McGilton KS, Escrig-Pinol A, Gordon A, et al. (2020) Uncovering the devaluation of nursing home staff during COVID-19: are we fuelling the next health care crisis? *Journal of the American Medical Directors Association*, Vol.21, No.7, pp.962-5.
- 22 Anderson, et al. (2020), op. cit.
- 23 Australian Government Infection Control Expert Group (2021), op. cit.
- 24 Centers for Disease Control and Prevention (2023) COVID-19: How to protect yourself and others. Available from: <https://www.cdc.gov/coronavirus/2019-ncov/prevent-getting-sick/prevention.html> [accessed 1 Feb 2023].
- 25 Australian Health Protection Principal Committee (AHPPC) statement on the role of ventilation in reducing the risk of transmission of COVID-19. (2021) Available from: <https://www.health.gov.au> (accessed 9 June 2023).
- 26 Safe Work Australia (2020) National Guide for Safe Workplaces – COVID-19. Available from: <https://covid19.swa.gov.au> (accessed 9 June 2023).

---

## Appendix 4

# Wayfinding Signage

The Design Principles and Guidelines outline the need for aged care home environments to be understandable and easy to navigate.

Wayfinding signage is one tool that can assist this outcome, but needs to build on other design strategies.

---

Various guidelines address specific strategies to help perception, navigation and movement around care homes by compensating for physical and cognitive impairments that are highly prevalent among residents.<sup>1</sup> While there are guides supporting inclusive signage design, implementing effective signage that will assist a wide range of resident needs is challenging.

A recent study<sup>2</sup> confirmed the view expressed by Marquez et al (2017) that "the ability to perform this highly complex spatial navigational task can be enabled or compromised by many factors, including signage."<sup>3</sup>

Signage is only one means of supporting wayfinding, and alone is often not very effective. A person living with dementia may not actively look for or read signs, so they must interrupt their gaze and be very clear to be effective. Most important is to first simplify the layout of the building, provide good visual access to important places and things, and integrate multi-sensory cues and architectural landmarks to help people effortlessly find their way. Signage can be layered on top of this where necessary, recognising that there are legislative requirements around signage that need to be met.

In a well-designed small home environment, resident wayfinding signage should not be required, except to identify toilet doors and bedrooms. In public spaces, or complex layouts, signage may be necessary to help people find their way. However, care must be taken as poor integration of signage often contributes to visual clutter, sensory overload,

and reinforcement of a care home as an institutional and unfamiliar place.

When selecting/designing signage to support residents and visitors, consider the following:

### 1 Overall design

- a limit signage to highlighting places that are relevant to resident/visitor needs
- b be consistent in placement and style
- c use matte materials to reduce risk of glare and distortion
- d ensure lighting is good around location of signage
- e avoid clutter on the surface where the sign is positioned

### 2 Location

- a the posture of older people often results in a downward gaze, requiring effective signage to be located lower, ideally with the top of signage no more than 1200–1500mm above the floor (where memory boxes or personalised sign boards at bedroom doors are used as a strategy for assisting wayfinding, locate them in this range)
- b in complex layouts, position wayfinding signage for residents at every decision point
- c locate room signs on the door itself, unless the door is typically held open

---

### 3 Signage content

- a keep messaging short, easy to understand and easy to remember
- b ensure language is familiar and relevant to resident culture
- c avoid abbreviations, jargon and technical wording
- d for building directories or information at the entrance to buildings, avoid including too much information
- e ensure that the style and positioning of arrows is clear (refer to ISO:7001)
- f adding pictorial content to signage provides another cue which may be helpful for people who are less able to read, particularly those living with dementia
- g symbols or pictures should be as intuitive to interpret as possible, relating directly to the function or the name of the space
- h any pictures should be large enough to see clearly (i.e. minimum 100–150mm) and ideally should be tested with end users to ensure they will be interpreted correctly
- i avoid use of corporate branding which may add to the clutter, reducing legibility and increasing institutional appearance
- j signage to bedrooms should be personal

### 4 Typesetting and use of colour

- a use sentence case, as it is more legible than capitalised text
- b use sans serif typefaces
- c avoid italics, script and very bold text
- d avoid use of multiple typefaces on the same sign
- e the base of signs should strongly contrast with the wall
- f text and symbols should strongly contrast with the baseplate
- g embossed text may be helpful for some people with vision impairment who can still read

When designing signage not for resident or visitor use, consider the following:

- 1 Locate institutional signage (eg door identification for service maintenance) in places that are less visible to residents and less pronounced (eg a small tag in the top corner of a door jamb)
- 2 Limit regulatory signage to the quantity and design required to meet relevant legislation
- 3 Locate signage relevant to staff only in back of house areas where possible, or at high level – around 1800mm above the floor.

- 
- 1 Barker, P. and Fraser J. (2000) Sign design guide: a guide to inclusive signage. London: JMU
  - 2 Gresham, M., Taylor, L., Keyes, S., Wilkinson, H., McIntosh, D. and Cunningham, C. (2019), "Developing evaluation of signage for people with dementia", Housing, Care and Support, Vol. 22 No. 3, pp. 153-161. <https://doi.org/10.1108/HCS-12-2018-0035>
  - 3 Marquez, D.X., Hunter, R.H., Griffith, M.H., Bryant, L.L., Janicek, S.J. and Atherly, A.J. (2017), "Older adult strategies for community wayfinding", Journal of Applied Gerontology, Vol. 36 No. 2, pp. 213-33.

